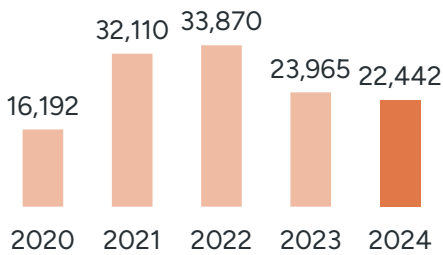


Training Activity Report

Apprenticeship/traineeship data to September 2024

Apprenticeships & traineeships Commencements

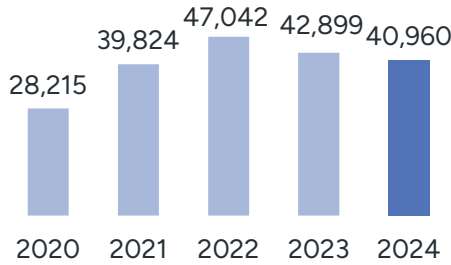
▼ 6.4% from 2023



12 mths to 30 September

Apprentices & trainees In training

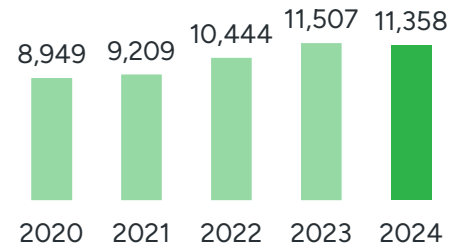
▼ 4.5% from 2023



As at 30 September

Apprenticeships & traineeships Completions

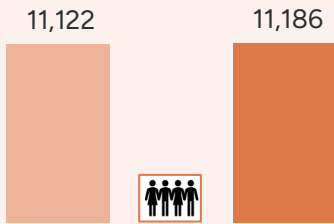
▼ 1.3% from 2023



12 mths to 30 September

Apprenticeship commencements

▲ 0.6% from 2023



2023 2024

12 mths to 30 September compared to the previous 12 months



building & construction
2,352 ▲ 5.7%

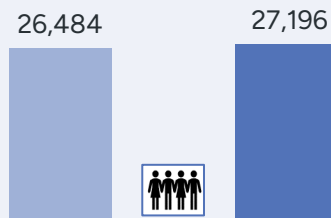


hospitality & tourism
258 ▼ 27.3%

12 mths to 30 September 2024 compared to the previous 12 months

Apprentices in training

▲ 2.7% from 2023



2023 2024

As at 30 September compared to the same time last year



electrical
6,032 ▲ 9.1%

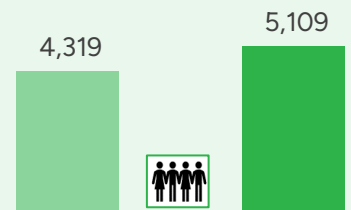


automotive
6,922 ▲ 4.2%

As at 30 September 2024 compared to the same time last year

Apprenticeship completions

▲ 18.3% from 2023



2023 2024

12 mths to 30 September compared to the previous 12 months



building & construction
920 ▲ 44.2%

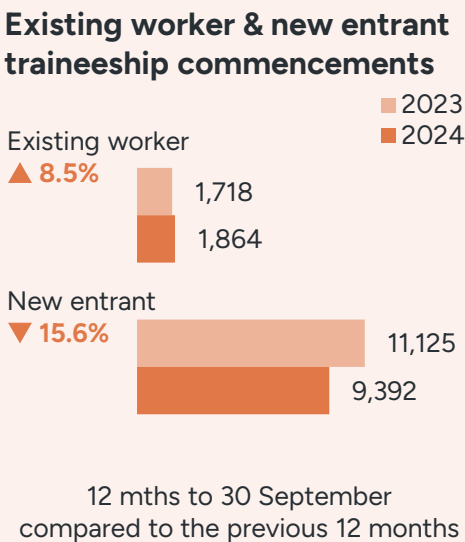


automotive
1,385 ▲ 19.6%

12 mths to 30 September 2024 compared to the previous 12 months

Training Activity Report

Apprenticeship/traineeship data to September 2024



Source: Department of Training and Workforce Development, Western Australian Apprenticeship Management System (WAAMS)