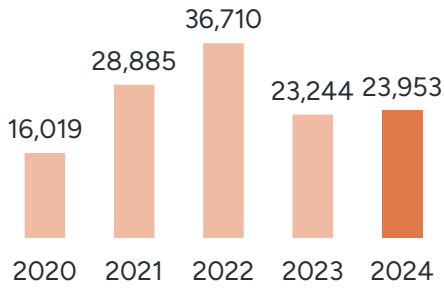


Training Activity Report

Apprenticeship/traineeship data to June 2024

Apprenticeships & traineeships Commencements

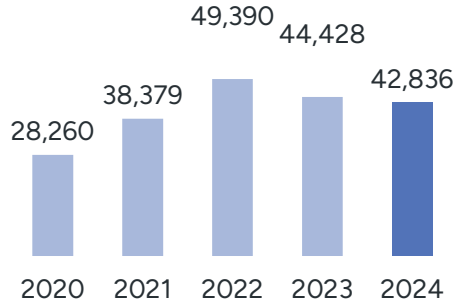
▲ 3.1% from 2023



12 mths to 30 June

Apprentices & trainees In training

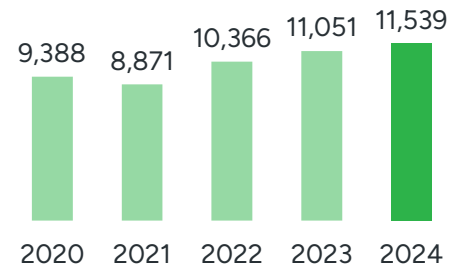
▼ 3.6% from 2023



As at 30 June

Apprenticeships & traineeships Completions

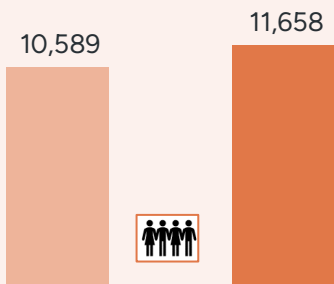
▲ 4.4% from 2023



12 mths to 30 June

Apprenticeship commencements

▲ 10.1% from 2023



12 mths to 30 June

compared to the previous 12 months



building & construction
2,528 ▲ 26.0%



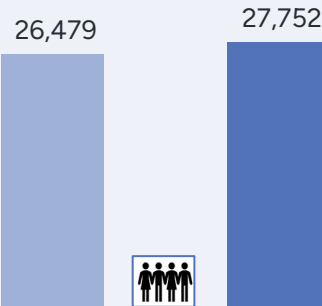
electrical
2,203 ▲ 11.7%

12 mths to 30 June 2024

compared to the previous 12 months

Apprentices in training

▲ 4.8% from 2023



As at 30 June

compared to the same time last year



electrical
6,093 ▲ 10.6%



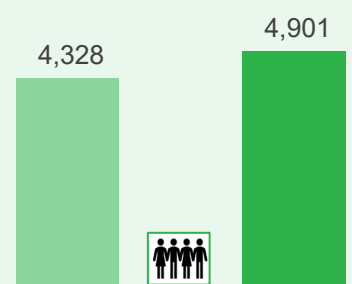
automotive
7,145 ▲ 6.7%

As at 30 June 2024

compared to the same time last year

Apprenticeship completions

▲ 13.2% from 2023



12 mths to 30 June

compared to the previous 12 months



building & construction
888 ▲ 40.7%



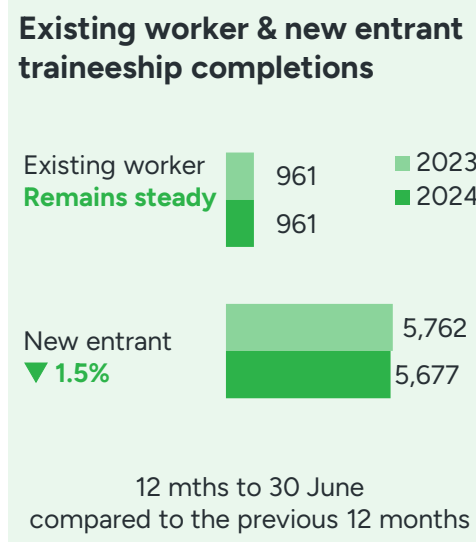
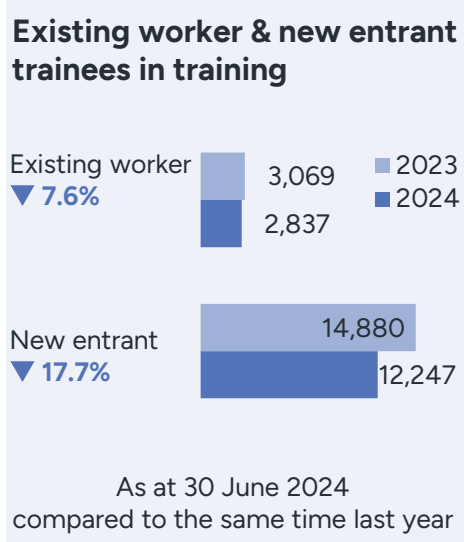
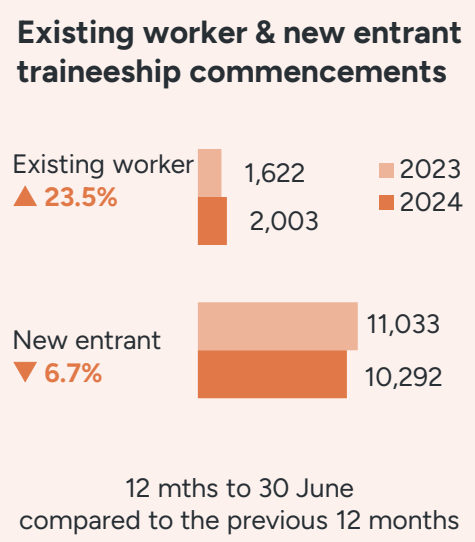
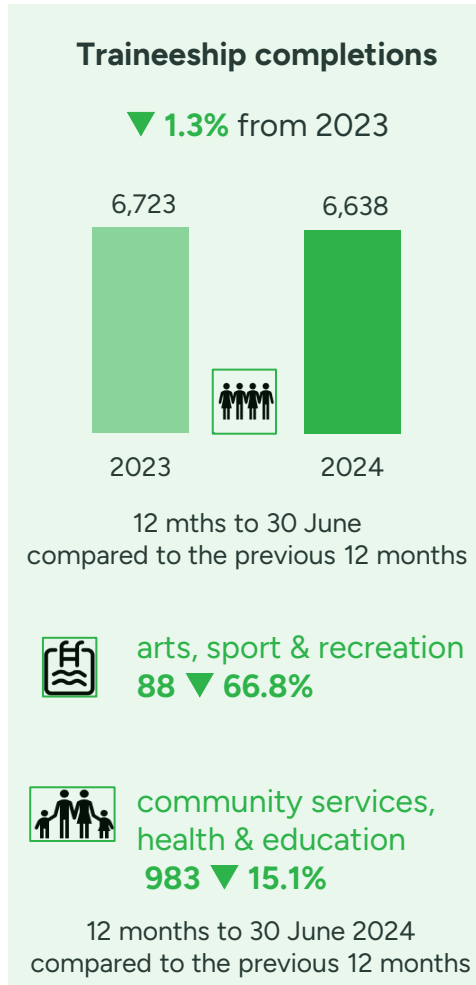
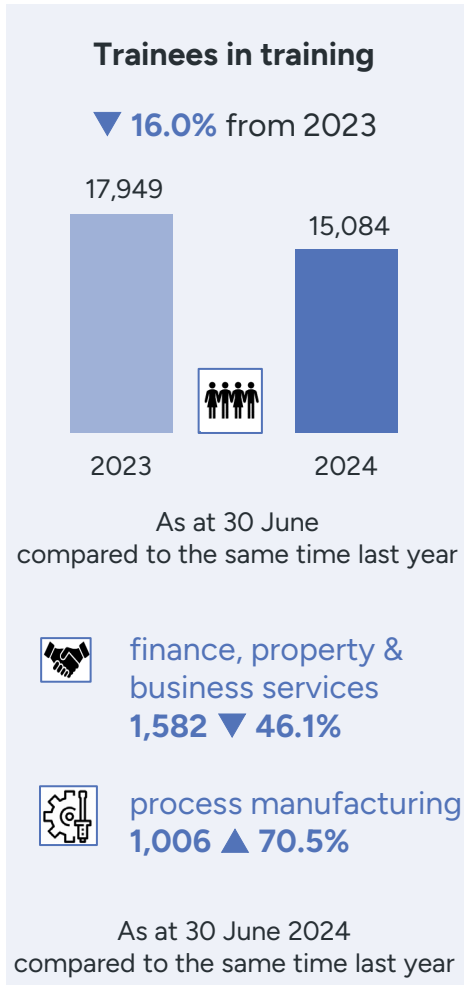
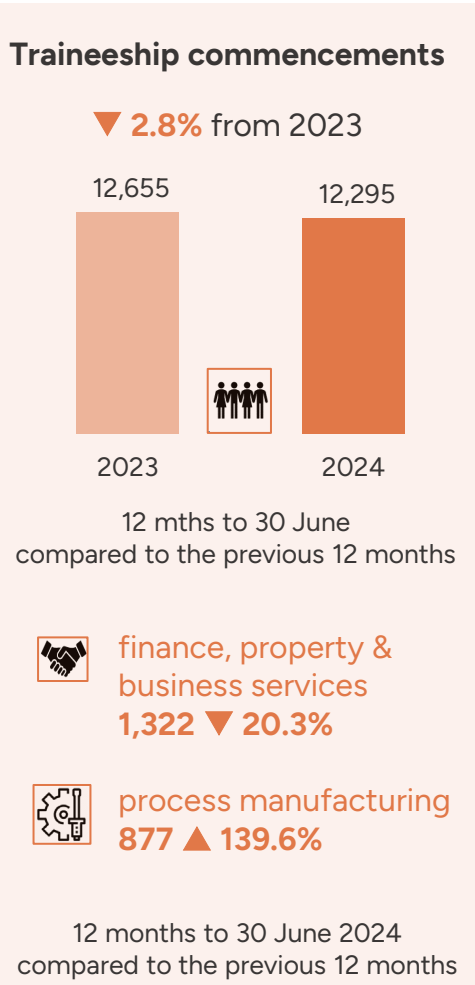
automotive
1,285 ▲ 8.5%

12 mths to 30 June 2024

compared to the previous 12 months

Training Activity Report

Apprenticeship/traineeship data to June 2024



Source: Department of Training and Workforce Development, Western Australian Apprenticeship Management System (WAAMS)