



Government of **Western Australia**  
Department of **Treasury**

# Illustrative Model Annual Report

## Tier 1 Agency

For the year ended 30 June 2024

|

Illustrative Model Annual Report – Tier 1 Agency

© Government of Western Australia 2024

**Contact**

Department of Treasury Western Australia

Street Address: 28 Barrack Street, Perth WA

Postal Address: Locked Bag 11, Cloisters Square WA 6850

Email: [financial.policy@treasury.wa.gov.au](mailto:financial.policy@treasury.wa.gov.au)

## Foreword

This **Model Annual Report** (the Model) has been designed to guide you in understanding and meeting your financial reporting obligations as a Tier 1 reporting agency in the public sector. The Model incorporates annual reporting requirements of the Australian Accounting Standards (accounting standards), *Financial Management Act 2006* (FMA) and Treasurer's instructions (TIs).

The Model is designed for broad applicability and is not intended to cover every conceivable circumstance.

The Model is suitable for use by public sector agencies. It streamlines financial statements by grouping notes in a functional structure. Agencies are encouraged to streamline their financial statements, and this may entail following a more appropriate structuring methodology that is more relevant to their financial statements.

Agencies are encouraged to consider materiality in preparing their financial statements and in determining disclosures that are relevant to the users of the financial statements. Disclosures could be omitted on the basis that they are not quantitatively or qualitatively material. Any omissions should be documented and retained as part of preparation for the annual audit process. Agencies may refer to the [AASB Practice Statement 2: Making Materiality Judgements](#) to assist in making materiality judgements when preparing financial statements in accordance with the accounting standards.

Further reporting requirements are specified in the WA Government website available at: [Annual report guidelines for 2023-24 \(www.wa.gov.au\)](#)

## Instructions for using the Model

Set out below are instructions for using the Model including some key things to consider when preparing your annual financial statements:

- Disclosures must be included in agency annual reports where required by legislation or are material under accounting standards.
- Apply critical judgements in determining if the model needs to be modified to meet specific circumstances that are material to the understanding of the financial results of the agency.
- Apply operative Australian Accounting Standards and TIs, issued between publication of this model report and reporting date.
- Set an appropriate materiality limit and exclude disclosures that are not material to the understanding of the financial statements.

The Model is not designed as a replacement for referring to accounting standards or TIs. Nor is it designed to be used as a template; agencies must apply their judgement and understanding of their own financial results to determine the appropriate level of disclosures that need to be made.

## Significant changes to this Model Annual Report

The 2024 Model Annual Report for the year ended 30 June 2024 reflects updates for relevant standards applicable to the public sector. It also includes commentary on [climate risk](#).

## Which agencies does Tier 1 reporting apply to?

Agencies listed in Schedule 1 of TI 1107 Application of Tiered Reporting – Simplified Disclosures must report as Tier 1 reporting entities.

Agencies not listed in the schedule can report as Tier 2 but may need to apply Tier 1 reporting requirements for the following Australian Accounting Standards:

- AASB 12 Disclosure of Interests in Other Entities
- AASB 140 Investment Property
- AASB 141 Agriculture; and
- AASB 1059 Service Concession Arrangements: Grantors.

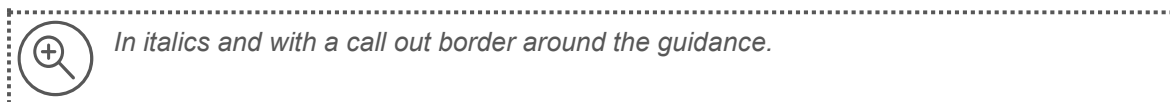
## Setting out the disclosures and guidance

The reporting requirements as set out in the Model are presented as follows:

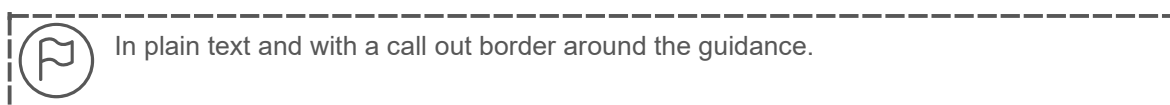
- 1) **Illustrative disclosures:** Presented first – predominantly in black text and for a fictitious agency.

These have been designed to demonstrate compliance with the accounting standards and TIs.

- 2) **Guidance (or commentary):** Provided on the illustrative disclosures. Guidance has been set out as follows:



In some instances, the Model may present illustrative examples that are fit for a given set of circumstances. In such instances the guidance may call out alternative disclosures where an agency may be faced with alternative disclosures. These are demonstrated as follows:



- 3) **References:** Highlighted throughout the illustrative disclosures and the guidance and are prefixed by **AASB..., Int..., TI..., and/or FMA...**
- 4) **Consideration points:** Throughout the Model, markers are used to indicate where additional consideration and application of materiality and factors specific to the agency should be applied.



Indicates **'stop and consider'**. Do you need to include this disclosure?



Indicates **'items for attention'**. These disclosures may be non-standard.

- 5) **Key judgements:** These statements include key judgements and estimates within the note disclosing the quantitative impact of the estimate and/or judgement. Where a sample judgement or estimate is disclosed, it is marked with the icon as shown below. Agencies should ensure they consider throughout the need to disclose estimates and judgements and make the appropriate disclosures.



Sample key judgement or estimate disclosure.

## **Additional guidance**

Treasury seeks to provide users of the Model with relevant and sufficient guidance to be able to apply the requirements included within the Model.

A guide to streamlining a set of financial statements is included on the following page.

## A guide to continuously streamlining financial statements

### 1. Use the model accounts as your base

- Consider the requirements illustrated in the Model Annual Report
- Adapt the model to your agency's circumstances when necessary
- Demonstrate compliance *with Financial Management Act 2006*, Accounting Standards and Treasurer's instructions

### 2. Strategise

- Determine level of disclosure by:
  - applying critical judgement
  - understanding the financial results
  - considering and applying materiality
  - considering the needs of your primary users

### 3. Assess reporting considerations

- Is there a paper trail to support changes to disclosures including any omitted disclosures?
- Are there paper trails to support decisions to exclude notes based on materiality?
- Are all notes relevant and have immaterial notes been excluded?

### 4. Consider structure

- Group relevant notes together
- Adjust the layout for ease of reading
- Use tables and graphs where possible
- Eliminate duplication and any irrelevant or immaterial disclosure
- Use legend and footnotes to de-clutter
- Introduce each note section for better understanding

### 5. Sharpen

- Simplify language
- Make use of bullet points
- Explain the basis of materiality
- Summarise the information further

### 6. Check sense

- Is there a logical flow
- Is the information presented in a meaningful manner?
- Is the information concise?
- Are the material financial reporting matters understandable?
- Is all relevant discussion located in the same place?

# Table of contents

<b>Foreword</b> .....	<b>1</b>
<b>Instructions for using the Model</b> .....	<b>1</b>
<b>Significant changes to this Model Annual Report</b> .....	<b>1</b>
<b>Which agencies does Tier 1 reporting apply to?</b> .....	<b>2</b>
<b>Setting out the disclosures and guidance</b> .....	<b>2</b>
<b>Additional guidance</b> .....	<b>3</b>
<b>Table of contents</b> .....	<b>5</b>
<b>Statement of Compliance</b> .....	<b>7</b>
<b>Overview</b> .....	<b>8</b>
Executive summary .....	8
Performance highlights.....	8
Operational structure .....	8
Enabling legislation.....	8
Responsible minister .....	8
Organisational structure .....	9
Administered legislation.....	10
Other key legislation impacting on the agency's activities .....	10
Performance management framework .....	11
Outcome-based management framework .....	11
Changes to outcome-based management framework .....	11
Shared responsibilities with other agencies .....	11
<b>Agency Performance</b> .....	<b>12</b>
Report on the operations .....	12
Actual results versus budget targets .....	12
<b>Significant issues impacting the agency</b> .....	<b>15</b>
Current and emerging issues and trends .....	15
Economic and social trends.....	15
Changes in written law .....	15
Likely developments and forecast results of the operations .....	15
<b>Disclosures and legal compliance</b> .....	<b>17</b>
Certification of financial statements.....	17
<b>Financial statements</b> .....	<b>18</b>
Statement of comprehensive income .....	21
Statement of financial position .....	24
Statement of changes in equity .....	26
Statement of cash flows .....	28
Administered Schedules (Departments only).....	30
Administered income and expenses by service .....	30
Administered assets and liabilities .....	31

Notes to the financial statements .....	32
1. Basis of preparation.....	32
2. Agency outputs.....	35
3. Use of our funding .....	41
4. Our funding sources .....	50
5. Key assets .....	58
6. Other assets and liabilities .....	75
7. Financing .....	85
8. Risks and contingencies.....	95
9. Other disclosures.....	108
10. Explanatory statements .....	127
<b>Audited key performance indicators .....</b>	<b>137</b>
Certification of key performance indicators .....	137
Detailed information in support of key performance indicators .....	138
<b>Other statutory information.....</b>	<b>140</b>
Ministerial directions .....	140
Other financial disclosures .....	141
Pricing policies of services provided .....	141
Capital works .....	141
Employment and industrial relations .....	141
Staff development.....	141
Workers compensation.....	141
Governance disclosures .....	141
Other legal requirements .....	142
Unauthorised use of credit cards.....	142
Government policy requirements.....	143
<b>Contact information.....</b>	<b>144</b>



# Statement of Compliance

## Reference

FMA sec 63  
TI 902

**For year ended 30 June 2024**

**HON MICHAEL JACKSON**

**MINISTER FOR INFORMATION TECHNOLOGY**

TI 902(2)

In accordance with section 63 of the *Financial Management Act 2006*, I hereby submit for your information and presentation to Parliament, the Annual Report of the Agency for the financial year ended 30 June 2024.

The Annual Report has been prepared in accordance with the provisions of the *Financial Management Act 2006* and [*any other relevant written law*].


TI 902(3)

(Signature)

B. King

Accountable Authority

1 September 2024

	<b>Guidance – Statement of compliance</b>
TI 902(3)(ii)	<i>For agencies whose accountable authority is a body, the statement must be signed by two members of that body.</i>

# Overview

**Reference**

TI 903(3)(i)

TI 903(5)

## Executive summary

### Performance highlights

- The Agency received a commendation from the State Government for its services in providing assistance to public sector agencies to complement the corporate services reforms.
- Customer surveys indicated that 95% of agencies rated the services provided for the implementation of corporate services reforms as exceptional.
- The Agency’s research and development project on software development for public sector accounting is on schedule and is expected to be completed in 2025.

TI 903(6)

## Operational structure

TI 903(6)(i)

The Agency delivers services through the following divisions:

- Information Technology;
- Customer Relations; and
- Corporate Services.

### Enabling legislation


TI 903(6)(ii)

The Agency was established as an agency on 1 July 2007 under the *Public Sector Management Act 1994*.

TI 903(6)(iii)

### Responsible minister

The Hon. Michael Jackson, BCom MLA, Minister for Information Technology.

	<b>Guidance – Overview</b>
TI 903(5)	<b>Executive summary</b> <i>Each agency should include a statement from the accountable authority that includes performance highlights and/or other significant events impacting on the agency. In the above example, this has been included under ‘Executive Summary’.</i>
TI 903(6)	<b>Operational structure</b> <i>Under this section, agencies should disclose a summary of activities and responsibilities for each division or its equivalent. In the above example, this has been included under ‘Operational Structure’.</i>

Reference  
TI903(6)

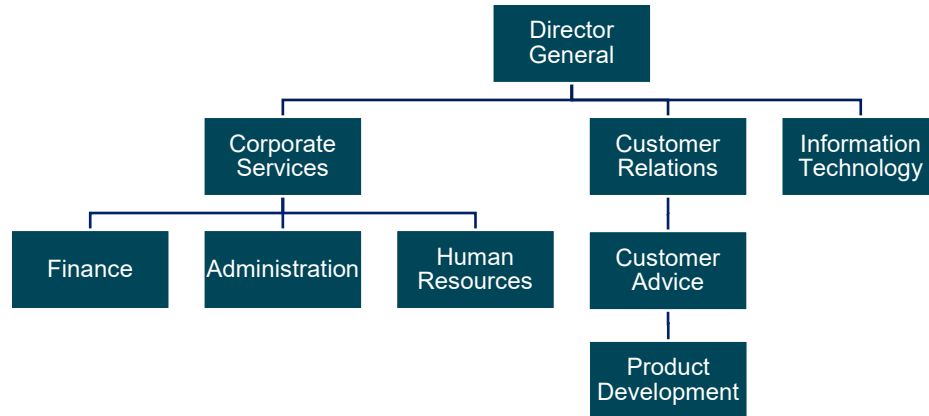
## Organisational structure

### Mission

To provide leadership, support and services necessary to ensure that Western Australians have easy and affordable access to a diverse range of information technology.

TI 903(6)(iv)

### Organisational chart



### Senior officers

**Dr Bill King** PhD (Chief Executive Officer)

Mr King has extensive experience in corporate management and public sector information technology.

**Elliot Ng** BCom CA (Director Information Technology)


Mr Ng has 7 years public sector management experience and 15 years corporate advisory experience in the private sector.

**Christy Fleming** BCom FCPA (Director Corporate Services, Chief Finance Officer)

Ms Fleming has 17 years' experience in public sector finance, in addition to experience in the private sector.

**Delia Smith** BA (Hons) (Director Customer Relations)

Ms Smith has 10 years' experience in public sector customer relations.

	<p><b>Guidance – Overview</b></p>
	<p><i>Statutory Authorities should include information about the appointment of Board members and a short biographical summary for each member of the Board whose term of appointment is pertinent to the reporting period.</i></p>

*Reference*

**Administered legislation**

TI 903(6)(v)-(vii)

The Agency assists the Minister for Information Technology in administration of the following Acts:

- *Information Technology Act 1951-1983*; and
- *Information Protection Act 1959*.

**Other key legislation impacting on the agency’s activities**

In the performance of its functions, the Agency complies with the following relevant written laws:

- *Auditor General Act 2006*;
- *Contaminated Sites Act 2003*;
- *Disability Services Act 1993*;
- *Equal Opportunity Act 1984*;
- *Financial Management Act 2006*;
- *Freedom of Information Act 1992*;
- *Industrial Relations Act 1979*;
- *Long Service Leave Act 1958*;
- *Minimum Conditions of Employment Act 1993*;
- *Occupational Safety and Health Act 1984*;
- *Procurement Act 2020*;
- *Public Sector Management Act 1994*;
- *Salaries and Allowances Act 1975*; and
- *State Records Act 2000*.

	<b>Guidance – Overview</b>
TI 903(6)(v)-(vii)	<p><b>Administered legislation</b></p> <p><i>Include the name of and authority for establishment of each subsidiary, related and affiliated body, with information about the legislation administered pertaining to each subsidiary and related body.</i></p> <p><b>Other key legislation impacting on the agency’s activities</b></p> <p><i>In addition to the above-mentioned legislation, where applicable, agencies may consider disclosing specialised legislation that impacts upon their operations. Although the above information is not mandatory, listing the key legislation impacting on the agency’s activities provides useful information to users.</i></p>

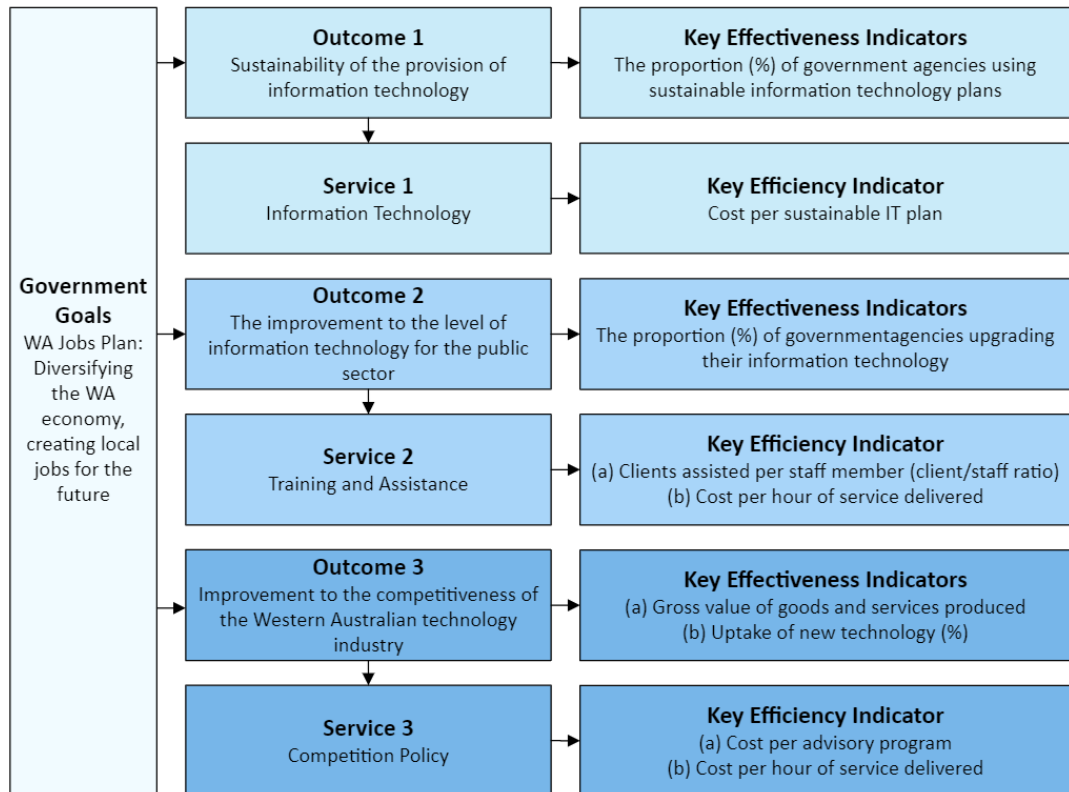
Reference

TI 903(7)

TI 904(2)  
TI 903(7)(i)

## Performance management framework

### Outcome-based management framework



TI 903(7)(ii)

### Changes to outcome-based management framework

The Agency's outcome-based management framework did not change during 2023-24.

TI 903(7)(iii)

### Shared responsibilities with other agencies

The Agency did not share any responsibilities with other agencies in 2023-24.



### Guidance – Performance management framework

TI 903(7)  
TI 904(2)

#### Outcome-based management framework

Include a description of the links between the relevant government goals (if applicable), agency level desired outcomes and services.

#### Changes to outcome-based management framework

Include a discussion of any changes to agency level desired outcomes, services and key performance indicators (KPIs) from the previous year. This segment should be included even if there is a nil return.

#### Shared responsibilities with other agencies

Include a statement of which services are being delivered jointly with other agencies and how the agency is contributing to other agencies' desired outcomes. This segment should be included even if there is a nil return.

# Agency Performance

**Reference**

TI 903(8)  
FMA sec 61(2)

## Report on the operations

### Actual results versus budget targets


TI 808(3)


#### Financial targets

	2024 Target <sup>(A)</sup> (\$000)	2024 Actual (\$000)	Variation <sup>(1)</sup> (\$000)
Total cost of services (expense limit) (sourced from Statement of comprehensive income)	805,979	801,497	(4,482) <sup>(a)</sup>
Net cost of services (sourced from Statement of comprehensive income)	774,912	768,048	(6,864) <sup>(b)</sup>
Total equity (sourced from Statement of financial)	1,477,895	1,461,355	(16,540) <sup>(c)</sup>
Agreed/directed <sup>(B)</sup> salary expense level	670,435	669,757	(678)
Agreed/directed <sup>(B)</sup> Executive Salary Expense Limit			
Agreed borrowing limit (where applicable)	-	-	-

(1) Further explanations are contained in Notes [3.3](#), [4.2](#), [4.3](#), [10.1](#) 'Explanatory statement' to the financial statements.

- (a) This variation is mainly due to implementing tighter cost controls.
- (b) In addition to the explanation above regarding expenses, this variation was mainly due to an increase in user charges and fees and sales revenue as a result of better than expected demand.
- (c) The variation is mainly due to a lower than expected asset revaluation increments for land and buildings.

	<b>Guidance – Financial targets</b>
TI 903(8)	(A) Agencies should indicate whether Targets are those set in the budget statements, resource agreements, statements of corporate intent or another document.
FMA sec 43(4), 44(1)	(B) Strike out where inapplicable, as “directed” may be the more appropriate description where a resource agreement is finalised without agreement under section 43(3).

	<b>Guidance – Agency performance</b>
<p>FMA sec 61(1)(c) TI 903(8)</p>	<p><b>Report on the operations</b></p> <p>The report should include a brief discussion of agency performance, including references to achievements and other key highlights about agency performance during the year. This can include both financial and non-financial performances as well as the agency's vision and mission.</p> <p>Include any narrative necessary to explain the results and describe the agency's performance, including any material variations and the impact of any external factors.</p>
<p>FMA sec 61(2)</p>	<p>Where an agency has a resource agreement, the extent to which the agency achieved any targets described in the resource agreement must be disclosed.</p>
<p>TI 808(3)</p>	<p><b>Reporting actual performance compared to resource agreement targets</b></p> <p>Where an agency has a resource agreement, the agency is required to adopt the format similar to that shown in the TI 808 Attachment 3.</p>
<p>TI 822</p>	<p><b>Borrowing limits</b></p> <p>The agreed borrowing limit is the total amount of borrowings authorised by the Treasurer during, or subsequent to, the budget process that is expected to impact the State's Net Debt. Accountable authorities should refer to TI 822, which provides background on borrowing limits and provides guidance on amounts included in the agency borrowing limit.</p>

**Reference**


TI 808(3)

**Working cash targets**

	<b>2024 Agreed limit (\$000)</b>	<b>2024 Target / Actual (\$000)</b>	<b>Variation (\$000)</b>
Agreed working cash limit (at Budget)	9,934	9,934	-
Agreed working cash limit (at Actuals)	8,074	6,808 <sup>(a)</sup>	(1,266) <sup>(b)</sup>

(a) The Actual working cash held totals \$8,308,000, which includes an amount of \$1,500,000 for Asset Investment Program milestone payments due early in the first month of the successive reporting period. Cash held for milestone payments is excluded from this target.

(b) The variation is mainly due to *[insert narrative]*.

	<b>Guidance – Working cash targets</b>
	<p>The Target Working Cash Limit at Budget is calculated by multiplying budgeted recurrent payments by 5% (total operating and financing). Further information on the Working Cash Target may be found in the <a href="#">Cash Management Policy (2007)</a>.</p>

Reference

Summary of key performance indicators

TI 903(8)

	2024 Target	2024 Actual	Variation	Result <sup>(1)</sup>
<p><i>Outcome 1: Sustainability of the provision of information technology</i> Key effectiveness indicator(s): <b>The proportion (%) of government agencies using sustainable information technology plans</b></p> <p><i>Service 1: Information technology</i> Key efficiency indicator(s): <b>Cost per sustainable IT plan</b></p>	85%	86%	1%	✓
<p><i>Outcome 2: The improvement to the level of information technology for the public sector</i> Key effectiveness indicator(s): <b>The proportion (%) of government agencies upgrading their information technology</b></p> <p><i>Service 2: Training and assistance</i> Key efficiency indicator(s): <b>Clients assisted per staff member</b> <b>Cost per hour of service delivered</b></p>	75%	76%	1%	✓
<p><i>Outcome 3: Improvement to the competitiveness of the Western Australian technology industry</i> Key effectiveness indicator(s): <b>Gross value of goods and services produced</b> <b>Uptake of new technology (%)</b></p> <p><i>Service 3: Competition policy</i> Key efficiency indicator(s): <b>Cost per advisory program</b> <b>Cost per hour of service delivered</b></p>	\$200m 66%	\$206m 68%	\$6m 2%	✓


- (1) The following symbols indicate the outcome of the key performance indicators:
- ✓ Performance target achieved or exceeded
  - × Performance target not achieved

TI 904(3)(v)

Explanations for the variations between target and actual results are:

- (a) The variation is mainly due to *[insert narrative]*.
- (b) The variation is mainly due to *[insert narrative]*.

Additional information is provided at the [Detailed information in support of key performance indicators](#).



### Guidance – Summary of KPIs


TI 903(8), (11)  
TI 904

*Additional information, including long-term trends and footnotes, may be disclosed either in this section or in ‘Disclosures and Legal Compliance’. The report on the operations includes any narrative necessary to explain the results and describe the agency’s performance, including any material variations and the impact of any external factors.*

*Include page-references if additional information is disclosed elsewhere.*

*Agencies should clearly indicate whether key performance targets have been met. The indication must be compliant with accessibility standards.*


*Where there is no resource agreement, the KPIs approved under TI 904 Key Performance Indicators can be disclosed in the section ‘Disclosures and Legal Compliance’ together with the additional information.*



*An annual report should clearly identify those KPIs that are audited by the Auditor General. Audited information should have the previous year’s comparative result.*



## Significant issues impacting the agency

<p><i>Reference</i></p> <p>TI 903(9)</p>	<p><b>Current and emerging issues and trends</b></p> <p>The rapid pace of technological advancements is leading to a reduction in the Agency costs and creates opportunities to deliver enhanced services.</p> <p><b>Economic and social trends</b></p> <p>There is an expectation in society that services delivered by the Agency will be enhanced to take advantage of technological advances.</p> <p><b>Changes in written law</b></p> <p>There were no changes in any written law that affected the Agency during the reporting period.</p> <p><b>Likely developments and forecast results of the operations</b></p> <p>It is likely that the Agency operations will undergo a period of consolidation during 2025 as a result of the full impact of changes made during the 2023-24 reporting period. The most significant areas for change will be in relation to:</p> <ul style="list-style-type: none"> <li>the continuation of the research and development project on software development for public sector accounting. This project is expected to deliver significant cost savings to the public sector; and</li> <li>the measures taken in the current period with respect to information technology services, which should begin to deliver significant cost savings and greater sales growth.</li> </ul>
	<p><b>Guidance – Significant issues impacting the agency</b></p>
<p>TI 903(9)</p>	<p>Describe current and emerging issues and trends affecting the operations of the agency and any subsidiary or related bodies, explaining how the agency intends to address them. This may include economic and social trends and changes in any written law and significant judicial decisions affecting the agency or bodies.</p> <p>Any likely developments in the operations of the agency or bodies and the forecast results of those developments should also be disclosed unless the disclosure is likely to be prejudicial to the agency.</p>



Climate change is an emerging risk with possible future implications that could impact on the welfare of communities and economies, both domestically and globally. Agencies should consider current and emerging impacts that climate-related risks could have to its operations from:

- physical risks, both direct and indirect, that could impact on the physical assets, and financial and non-financial performance of agencies. It can be either event-driven or the result from longer-term shifts in climate patterns;
- transition risks as a result of transitioning to a lower-carbon economy. This could be in the form of policy, regulatory, legal, reputation, technological and market changes;
- liability risks that are associated with people or businesses seeking compensation for losses suffered due to climate change; and
- climate-related opportunities, such as improved operational efficiency, savings on energy costs, adaptive capacity to respond to climate change, capitalise on shifting consumer preferences, etc.

Climate reporting has gained increasing momentum with the release of the International Sustainability Standard Board's global sustainability standards:

- *General Requirements for disclosure of Sustainability-related Financial Information* (IFRS S1); and
- *Climate-related Disclosures* (IFRS S2).

IFRS S1 sets out requirements and guidelines for broader sustainability reporting and IFRS S2 for climate reporting specifically. Both standards fully incorporate the recommendations of the *Task Force on Climate-related Financial Disclosures* (TCFD).

The Australian Accounting Standards Board (AASB) is developing Australian equivalent sustainability standards and intends to address climate as the first sustainability reporting topic. They will be based on the international sustainability standards but adapted to Australian matters and requirements. Standards are expected to focus on the for-profit sector with not-for-profit public sector requirements to be developed at a later stage.

WA Government policy discussing transitioning to a lower-carbon economy and benefiting from climate-related opportunities including strategies and guidance on how to perform climate risk assessment may be accessed at:

- [Western Australian Climate Change Policy](#);
- [Sectoral Emissions Reduction Strategies](#);
- [Climate Adaptation Strategy](#); and
- [Climate change risk management guide \(interim\)](#).

## Disclosures and legal compliance

### Reference

TI 903(10)-(16)

### Certification of financial statements

FMA sec 62(2)  
TI 947


#### For the financial year ended 30 June 2024

The accompanying financial statements of the Agency have been prepared in compliance with the provisions of the *Financial Management Act 2006* from proper accounts and records to present fairly the financial transactions for the financial year ended 30 June 2024 and the financial position as at 30 June 2024.

AASB 110.17

At the date of signing, we are not aware of any circumstances which would render the particulars included within the financial statements misleading or inaccurate.

TI 947(3)	<p>(Signature) C. Fleming Chief Finance Officer 1 September 2024</p>	<p>(Signature) B. King Accountable Authority 1 September 2024</p>
-----------	--	---

	<b>Guidance – Disclosures and legal compliance</b>
FMA sec 62(1)	<i>Financial statements are to be prepared in accordance with the accounting standards and other requirements issued by the AASB.</i>
FMA sec 62(2)	<i>Financial statements include any financial statements and information prescribed by the Treasurer's instructions and any other financial information required by a written direction given by the Minister.</i>
AASB 110.17	<i>Disclose the date when the financial statements were authorised for issue and who gave that authorisation. If the agency's owners or others have the power to amend the financial statements after issue, the agency shall disclose that fact.</i>
TI 947(2)(ii)	<i>Where the accountable authority is a body, the statement shall be signed by two members of that body.</i>

# Financial statements

The Agency has pleasure in presenting its audited general purpose financial statements for the reporting period ended 30 June 2024 which provides users with the information about the Agency's stewardship of resource entrusted to it. The financial information is presented in the following structure:

Index	Page
<b>Financial statements</b> .....	<b>18</b>
Statement of comprehensive income .....	21
Statement of financial position.....	24
Statement of changes in equity .....	26
Statement of cash flows .....	28
<b>Administered Schedules (Departments only)</b> .....	<b>30</b>
Administered income and expenses by service .....	30
Administered assets and liabilities .....	31
<b>Notes to the financial statements</b> .....	<b>32</b>
1. Basis of preparation.....	32
Statement of compliance .....	32
Basis of preparation.....	32
Judgements and estimates .....	32
Accounting for Goods and Services Tax (GST).....	32
Contributed equity .....	33
Administered items (Departments only) .....	33
2. Agency outputs .....	35
2.1 Agency objectives.....	36
2.2 Schedule of income and expenses by service .....	38
2.3 Schedule of assets and liabilities by service .....	40
3. Use of our funding .....	41
3.1(a) Employee benefits expenses .....	42
3.1(b) Employee related provisions .....	43
3.2 Grants and subsidies.....	47
3.3 Other expenditure .....	48
4. Our funding sources .....	50
4.1 Income from State Government .....	51
Summary of consolidated account appropriations .....	52
4.2 User charges and fees .....	53
4.3 Sale of goods.....	54
4.4 Commonwealth grants .....	56
4.5 Other income .....	57
5. Key assets .....	58
5.1 Infrastructure, property, plant and equipment .....	59
5.2 Intangible assets.....	65
5.3 Right-of-use assets.....	69

5.4 Service Concession Assets .....	72
6. Other assets and liabilities .....	75
6.1 Receivables .....	76
6.2 Amounts receivable for services (Holding Account) .....	78
6.3 Other assets .....	79
6.4 Payables .....	79
6.5 Contract liabilities .....	80
6.6 Capital grant liabilities .....	80
6.7 Amounts due to Treasurer .....	81
6.8 Other provisions .....	81
6.9 Other liabilities .....	84
7. Financing .....	85
7.1 Borrowings .....	86
7.2 Lease liabilities .....	87
7.3 Service concession liabilities .....	89
7.4 Assets pledged as security .....	90
7.5 Finance costs .....	91
7.6 Cash and cash equivalents .....	92
7.7 Capital commitments .....	94
8. Risks and contingencies .....	95
8.1 Financial risk management .....	96
8.2 Contingent assets and liabilities .....	102
8.3 Fair value measurements .....	103
9. Other disclosures .....	108
9.1 Events occurring after the end of the reporting period .....	109
9.2 Changes in accounting policy .....	110
9.3 Future impact of Australian Accounting Standards not yet operative .....	112
9.4 Key management personnel .....	116
9.5 Related party transactions .....	117
9.6 Related bodies .....	119
9.7 Affiliated bodies .....	119
9.8 Special purpose accounts .....	120
9.9 Remuneration of auditors .....	121
9.10 Non-current assets classified as assets held for sale .....	122
9.11 Equity .....	124
9.12 Supplementary financial information .....	126
10. Explanatory statements .....	127
10.1 Explanatory statement for controlled operations .....	128
10.2 Explanatory statement for administered items ( <i>Departments only</i> ) .....	135



**Guidance – Financial report structure**

AASB 101.10

A complete set of financial statements comprises the following:

TI 1102(5)(iii)

- a Statement of comprehensive income;
- a Statement of financial position;
- a Statement of changes in equity;
- a Statement of cash flows;
- notes, comprising a summary of material accounting policy information and other explanatory information; and
- comparative information in respect of the preceding period.

AASB 101.112,1  
13, 117

**Contents of the Notes to the Financial Statements**

The notes to the financial statements of an agency shall:

- present information about the basis of preparation;
- disclose the information required by Australian Accounting Standards that is not presented in the face of the financial statements;
- provide additional information that is relevant to an understanding of the financial statements and that is not disclosed elsewhere;
- be presented in a systematic manner with cross references to the financial statements or any related information in the notes;
- include a statement of compliance with Australian Accounting Standards; and
- include a summary of material accounting policy information relevant to an understanding of the financial statements.

The FMA, TIs and Australian Accounting Standards require agencies to include additional financial information:

AASB 1058.38-  
39  
TI 945(3)

**Departments and Statutory authorities**

- Summary of consolidated account appropriations;
- Explanatory statements disclosing budgets versus actual results for the agency; and
- Explanatory statements disclosing current year actual results versus prior year comparative results for the agency.

AASB 1050.7  
TI 945(4)

**Departments**

- Schedule of income and expenses by service;
- Schedule of assets and liabilities by service;
- Schedules for administered income, expenses, assets and liabilities; and
- Explanatory statements for administered items.

## Statement of comprehensive income

## Reference

FMA sec 61(1)(a),  
62(1), TI 1102,  
AASB 101.10(b), 81A

For the year ended 30 June 2024

	Notes	2024 (\$'000)	2023 (\$'000)
<b>COST OF SERVICES</b>			
<b>Expenses</b>			
TI 1102(7)(i)			
TI 1102(7)(i)(a)	3.1(a)	669,757	599,002
	3.3	60,980	56,345
	5.1.1		
TI 1102(7)(i)(b)	5.2.1	35,764	36,448
	5.3		
AASB 101.82(b)	7.5	613	568
	3.3	6,963	6,330
	3.2	9,801	8,910
	4.3	5,560	3,700
TI 1102(7)(i)(e)	3.3	12,059	12,782
TI 1102(7)(i)(g)		<b>801,497</b>	<b>724,085</b>
<b>Income</b>			
TI 1102(7)(ii)			
TI 1102(7)(ii)(a)	4.2	15,912	14,997
TI 1102(7)(ii)(f)	4.3	14,267	12,970
TI 1102(7)(ii)(b)	4.4	1,100	1,000
TI 1102(7)(ii)(c)		-	-
TI 1102(7)(ii)(g)	4.5	2,170	6,300
		<b>33,449</b>	<b>35,267</b>
TI 1102(7)(iii)		<b>768,048</b>	<b>688,818</b>
<b>Income from State Government</b>			
TI 1102(7)(iv)			
TI 1102(7)(iv)(a)	4.1	803,846	713,701
TI 1102(7)(iv)(b)	4.1	-	-
TI 1102(7)(iv)(c)	4.1	-	-
TI 1102(7)(iv)(d)	4.1	1,595	1,450
	4.1	-	-
TI 1102(7)(iv)(e)		<b>805,441</b>	<b>715,151</b>
AASB 101.81A(a)		<b>37,393</b>	<b>26,333</b>
<b>Other comprehensive income</b>			
<b>Items not reclassified subsequently to profit or loss</b>			
TI 1102(7)(vii)			
	9.11	100,000	25,500
AASB 101.81A(b)		<b>100,000</b>	<b>25,500</b>
TI 1102(7)(viii)		<b>137,393</b>	<b>51,833</b>

The Statement of comprehensive income should be read in conjunction with the accompanying notes.



**Guidance – Presentation of the statement of comprehensive income**

Statement of comprehensive income comprises the following:

TI 1102(7)

**Total cost of services**

Transactions are those economic flows that arise as a result of policy decisions, usually interactions between two entities by mutual agreement, and also flows within an agency. Transactions can be in cash or in kind.

Please note the following:

- Supplies and services include administrative expenses;
- Finance costs include borrowing costs, including costs incurred in the borrowing of funds (AASB 123.5), and the effect of unwinding of discounting of items measured at present value (AASB 5.17 and AASB 137.45) and the interest component of the lease liability repayments (AASB 16.49); and
- The discounting of employee benefits should be recognised under employee benefits expense rather than separately as a finance cost.

TI 1107(7)(ii)

**Total income**

This section includes:

- Sales revenue from the provision of goods and services in relation to trading operations;
- Sales revenue from the provision of goods and service other than those relating to trading operations;
- Non-payable grants and/or contributions from the Commonwealth Government;
- Interest income;
- Share dividend income; and
- Gains on disposal of non-current assets.

Operating subsidies should be classified as sales revenue in relation to trading operations or from provision of good and services (and not as income from other public sector entities) as they are considered payments made on behalf of external parties.

TI 1107(7)(iv)

**Total income from State Government**

This section includes:

- Service appropriation;
- Income from other public sector entities;
- Liabilities assumed;
- Resources received; and
- Royalties for Regions Fund.

Please note that resources received includes assets transferred. This is made at the transferor agency’s discretion and represents an expense to the transferor (generally income to the transferee).

TI1107(7)(vii)

**Other comprehensive income**

This section presents line items for amounts classified by nature. These items are then grouped into those that:


- Will not be reclassified subsequently to profit or loss; or
- Will be reclassified subsequently to profit or loss when specific conditions are met.

It includes:

- Revaluations and impairments of physical and intangible assets;
- Fair value changes of financial instruments through profit or loss;
- Gains and losses attributable to agricultural assets (AASB 141.26-29);
- Share of the profit or loss of equity accounted investments;
- A single amount for the total of discontinued operations; and



	<ul style="list-style-type: none"> <li>• Other income.</li> </ul> <p>This model illustrates only items that will not be subsequently reclassified to the profit and loss. Certain items do get reclassified to profit or loss and appropriate disclosures must be made if agencies hold such items as listed below:</p>
<p>AASB 101.29, 99 TI 1102(7)(i)</p>	<ul style="list-style-type: none"> <li>• Exchange differences reserves; and</li> <li>• Financial instruments measured at fair value through other comprehensive income.</li> </ul> <p><b>Classification of expenses by nature or function:</b></p>
<p>AAASB 101.97</p>	<p>Expenses must be classified and presented (either in the statement of comprehensive income or in the related notes) based on either their nature or their function, whichever provides information that is reliable and more relevant.</p>
<p>AASB 101.97</p>	<p>Regardless of whether expenses are classified by nature or by function, each material class is separately disclosed.</p>
<p>AASB 101.7, 92</p>	<p><b>Material items of income and expense:</b></p> <p>When items of income and expense are material, their nature and amount must be disclosed separately either in the statement of comprehensive income or in the notes to the financial statements.</p>
<p>AASB 101.85-86</p>	<p>Further, an agency shall disclose, either in the statement of comprehensive income or in the notes, any amounts related to components of other comprehensive income that are reclassified to net result in the current period, that were previously recognised in other comprehensive income in the current or previous periods.</p> <p>Additional disclosures such as additional line items, headings and subtotals shall be presented on the face when it is relevant to an understanding of the financial performance of the agency, subject to those disclosures being consistent with requirements of AASB 101.</p>

	<p><b>Guidance – Income from other public sector entities</b></p>
<p>TI 1102 Guidelines</p>	<p>The term ‘Public sector entities’ refers to ‘wholly-owned public sector entities’ as defined in TI 955.</p> <p>Recurrent (service) appropriations received through a central department (controlled and/or administered) should be classified as income from other public sector entities. Examples include:</p> <ul style="list-style-type: none"> <li>• Indirect appropriations received from Treasury Administered,</li> <li>• Indirect appropriations received by Health Services Providers from the Department of Health,</li> <li>• Funding an agency receives from Treasurer’s special purpose accounts, such as the Royalties for Regions Fund.</li> <li>• Funding an agency receives from another wholly-owned public sector entity, including from another agency’s special purpose accounts, such as the Road Trauma Trust Account.</li> </ul> <p>Income from other public sector entities should include amounts paid by other public sector entities on a charge out basis (such as professional and management fees) <b>if material</b>. However, operating subsidies should be classified as sales revenue in relation to trading operations or revenues from the provision of goods and/or services (and not as income from other public sector entities) as they are considered payments made on behalf of an external party.</p> <p>Income from other public sector entities should not include National Specific Purpose Payments and National Partnership Payments received through Treasury. These payments should be classified as grants and contributions from the Commonwealth Government under the heading Income as they are made under pass through arrangements.</p>

## Statement of financial position

## Reference

FMA sec 61(1)(a),  
62(1), TI 1103,  
AASB 101.10(a)

As at 30 June 2024

	Notes	2024 (\$'000)	2023 (\$'000)
<b>Assets</b>			
<b>Current Assets</b>			
TI 1103(5)			
TI 1103(5)(i)	7.6	8,308	6,435
TI 1103(7)	7.6	3,590	970
AASB 101.54(g)	4.3	15,333	15,375
AASB 101.54(h)	6.1	9,097	9,311
	6.2	17,139	19,750
AASB 101.55	6.3	550	483
AASB 101.54(j)	9.10	2,900	2,628
TI 1103(5)(iv)		<b>56,917</b>	<b>54,952</b>
TI 1103(6)			
TI 1103(7)	7.6	-	50
TI 1103(7)	6.1	60	-
	6.2	55,725	45,060
AASB 101.54(a)	5.1	1,369,572	1,246,992
AASB 101.54(c)	5.2	1,008	1,402
TI 1103(6)(ii)	5.3	22,005	21,245
TI 1103(6)(iii)	5.4	-	-
AASB 101.55	6.3	-	60
TI 1103(6)(iv)		<b>1,448,370</b>	<b>1,314,809</b>
		<b>1,505,287</b>	<b>1,369,761</b>
<b>Liabilities</b>			
<b>Current Liabilities</b>			
TI 1103(9)			
AASB 101.54(k)	6.4	4,207	4,791
AASB 15.116(a)	6.5	638	895
AASB 1058.31	6.6	574	718
AASB 101.54(m)	7.1	-	-
TI 1103(9)(ii)	7.2	5,979	6,562
	6.7	2,400	7,970
AASB 101.54(l)	3.1(b)	13,758	13,950
AASB 101.54(l)	6.8	62	45
AASB 101.55	6.9	-	-
TI 1103(9)(iv)		<b>27,618</b>	<b>34,931</b>
TI 1103(10)			
AASB 1058.31	6.6	2,298	2,872
TI 1103(10)(ii)	7.2	11,317	17,296
TI 1103(10)(iii)	7.3	-	-
AASB 101.54(l)	3.1(b)	989	1,015
AASB 101.54(l)	6.8	550	525
AASB 101.55	6.9	1,160	1,160
TI 1103(10)(iv)		<b>16,314</b>	<b>22,868</b>
		<b>43,932</b>	<b>57,799</b>
TI 1103(12)		<b>1,461,355</b>	<b>1,311,962</b>
<b>Equity</b>			
TI 1103(13(i))	9.11	99,800	87,800
TI 1103(13(ii))	9.11	305,500	205,500
TI 1103(13(iii))		1,056,055	1,018,662
TI 1103(14)		<b>1,461,355</b>	<b>1,311,962</b>

The Statement of financial position should be read in conjunction with the accompanying notes.



## Guidance – Statement of financial position

AASB 101.60

### **Current/non-current distinction**

Assets and liabilities shall be classified as either current or non-current.

AASB 101.77,  
78  
TI 1103

### **Sub-classification of line items**

Depending on the size, nature and function of the amounts involved and requirements of Australian Accounting Standards, the statement of financial position line items must be sub-classified in a manner appropriate to the agency's operations (either in the statement of financial position or in the related notes).

AASB 101.72

### **Refinancing liabilities – classification**

Financial liabilities shall be categorised as current when they are due to be settled within 12 months of the reporting period, even if:

- (a) the original term was for a period longer than 12 months; and
- (b) an agreement to refinance, or to reschedule payments, beyond 12 months, is completed after the reporting period and before the financial statements are authorised for issue.

AASB 101.54,55

### **Where material, information to be presented includes:**

#### **Assets:**

- Contract assets;
- Investment property;
- Investments in associates;
- Investments in joint ventures;
- Biological assets;
- Current tax assets; and
- Deferred tax assets.

#### **Liabilities:**

- Current tax liabilities;
- Deferred tax liabilities; and
- Liabilities included in disposal groups classified as held for sale under AASB 5 Non-current Assets Held for Sale and Discontinued Operations.

It must be noted that the line items need only be presented where the agency recognises such an asset or liability. This model includes additional line items as examples only.

If an agency holds additional assets or liabilities, and the presentation of these is important for the understanding of the financial results, they must be disclosed on the face of the statement of financial position.

## Statement of changes in equity

<b>Reference</b>		<b>For the year ended 30 June 2024</b>				
		Notes	Contributed equity (\$000)	Reserves (\$000)	Accumulated surplus/ (deficit) (\$000)	Total equity (\$000)
			33,650	180,000	992,329	1,205,979
	<b>Balance at 1 July 2022</b>					
AASB 101.106(b)	<i>Changes in accounting policy or correction of prior period errors</i>					
	<b>Restated balance at 1 July 2022</b>		33,650	180,000	992,329	1,205,979
AASB 101.106(d)(i)	Surplus/(deficit)		-	-	26,333	26,333
AASB 101.106(d)(ii)	Other comprehensive income		-	25,500	-	25,500
AASB 101.106(a)	<b>Total comprehensive income for the period</b>		-	<b>25,500</b>	<b>26,333</b>	<b>51,833</b>
	<i>Transactions with owners in their capacity as owners:</i>					
AASB 101.106(d)(iii)						
TI 955(3)(i)	Capital appropriation	<a href="#">9.11</a>	65,000	-	-	65,000
AASB 1004.48	Other contributions by owners	<a href="#">9.11</a>	1,500	-	-	1,500
AASB 1004.49	Distributions to owners	<a href="#">9.11</a>	(12,350)	-	-	(12,350)
	<b>Total</b>		<b>54,150</b>	-	-	<b>54,150</b>
	<b>Balance at 30 June 2023</b>		<b>87,800</b>	<b>205,500</b>	<b>1,018,662</b>	<b>1,311,962</b>
	<b>Balance at 1 July 2023</b>		87,800	205,500	1,018,662	1,311,962
AASB 101.106(d)(i)	Surplus/(deficit)		-	-	37,393	37,393
AASB 101.106(d)(ii)	Other comprehensive income		-	100,000	-	100,000
AASB 101.106(a)	<b>Total comprehensive income for the period</b>		-	<b>100,000</b>	<b>37,393</b>	<b>137,393</b>
	<i>Transactions with owners in their capacity as owners:</i>					
AASB 101.106(d)(iii)						
TI 955(3)(i)	Capital appropriation	<a href="#">9.11</a>	12,000	-	-	12,000
AASB 1004.48	Other contributions by owners	<a href="#">9.11</a>	-	-	-	-
AASB 1004.49	Distributions to owners	<a href="#">9.11</a>	-	-	-	-
	<b>Total</b>		<b>12,000</b>	-	-	<b>12,000</b>
	<b>Balance at 30 June 2024</b>		<b>99,800</b>	<b>305,500</b>	<b>1,056,055</b>	<b>1,461,355</b>

The Statement of changes in equity should be read in conjunction with the accompanying notes.



### **Guidance – Statement of changes in equity**

AASB 101.106

*This statement is included to present a reconciliation between the various classes of equity at the beginning of the period to the end of the period.*

*Where material, the following information must be disclosed:*

- (a) total comprehensive income for the period, showing separately the total amounts attributable to owners of the parent and to non-controlling interests;*
- (b) for each component of equity, the effects of retrospective application or retrospective restatement recognised in accordance with AASB 108; and*
- (c) for each component of equity, a reconciliation between the carrying amount at the beginning and the end of the period, separately disclosing changes resulting from:
 
  - (i) profit or loss;*
  - (ii) other comprehensive income; and/or*
  - (iii) transactions with owners in their capacity as owners, showing separately contributions by and distributions to owners and changes in ownership interests in subsidiaries that do not result in a loss of control.**

AASB 108.24,  
42(b), TI 1101

#### **Changes in accounting policy or correction of prior period errors**

*An example of a voluntary change in accounting policy is an increase in the asset capitalisation threshold.*

*Under AASB 108, voluntary changes in accounting policy and correction of prior period errors are adjusted against the opening balances of each affected component of equity in the comparatives. Note that changes in accounting policy under AASB 116 and AASB 138 in respect of the revaluation of assets are not accounted for under AASB 108. Changes to the revaluation model under these Standards are not applied retrospectively.*

*In accordance with AASB 108.24, under limited circumstances, the current period may be the beginning of the earliest period for which retrospective application is practicable for a change in accounting policy.*

*Additional guidance on disclosures regarding changes in accounting policy has been included in [note 9](#) 'other disclosures'.*

## Statement of cash flows


## Reference

For the year ended 30 June 2024

FMA sec 61(1)(a), 62, TI 1101(7)(i),  
(8), AASB 101.10(d), AASB 107

	Notes	2024 (\$'000)	2023 (\$'000)
<i>TI 1101(8)(i)(a)(dd)</i>	<b>Cash flows from State Government</b>		
<i>TI 1101(8)(i)(b)(aa)</i>	Service appropriation	768,082	677,253
<i>TI 1101(8)(i)(b)(aa)</i>	Capital appropriation	12,000	65,000
<i>TI 1101(8)(i)(b)(aa)</i>	Funds from other public sector entities	-	-
<i>TI 1101(8)(i)(b)(bb)</i>	Holding account drawdown	19,750	17,951
<i>TI 1101(8)(i)(b)(bb)</i>	Royalties for Regions Fund	-	-
	<b>Net cash provided by State Government</b>	<b>799,832</b>	<b>760,204</b>
	<i>Utilised as follows:</i>		
<i>TI 1101(8)(i)(a)(aa)</i>	<b>Cash flows from operating activities</b>		
	<b>Payments</b>		
<i>AASB 107.14(d)</i>	Employee benefits	(670,326)	(599,543)
<i>AASB 107.14(c)</i>	Supplies and services	(61,254)	(56,609)
<i>AASB 107.31</i>	Finance costs	(525)	(491)
	Accommodation	(6,922)	(6,279)
	Grants and subsidies	(9,801)	(8,910)
	Purchases	(5,518)	(3,650)
	GST payments on purchases	(7,336)	(6,829)
	GST payments to taxation authority	-	-
	Other payments	(11,447)	(10,986)
	<b>Receipts</b>		
<i>AASB 107.14(a)</i>	Sale of goods and services	14,316	13,069
<i>AASB 107.14(b)</i>	User charges and fees	15,655	14,797
	Commonwealth grants	382	500
<i>AASB 107.31</i>	Interest received	-	-
	GST receipts on sales	2,345	1,730
	GST receipts from taxation authority	5,056	5,034
	Other receipts	2,000	1,610
	<b>Net cash provided by/(used in) operating activities</b>	<b>(733,375)</b>	<b>(656,557)</b>
<i>TI 1101(8)(i)(a)(bb)</i>	<b>Cash flows from investing activities</b>		
	<b>Payments</b>		
<i>AASB 107.16(a)</i>	Purchase of non-current assets	(58,727)	(96,992)
	<b>Receipts</b>		
<i>AASB 107.16(b)</i>	Proceeds from sale of non-current assets	2,798	10,100
	<b>Net cash provided by/(used in) investing activities</b>	<b>(55,929)</b>	<b>(86,892)</b>
<i>TI 1101(8)(i)(a)(cc)</i>	<b>Cash flows from financing activities</b>		
	<b>Payments</b>		
<i>AASB 107.17(e)</i>	Principal elements of lease payments	(6,025)	(1,090)
<i>AASB 107.17(b)</i>	Non-retained revenue distributed to owner	-	(12,350)
<i>AASB 107.17(d)</i>	Repayment of borrowings	-	-
	Payment to accrued salaries account	(10)	-
	<b>Receipts</b>		
	Other proceeds	-	-
	<b>Net cash provided by/(used in) financing activities</b>	<b>(6,035)</b>	<b>(13,440)</b>
	Net increase/(decrease) in cash and cash equivalents	4,493	3,315
	Cash and cash equivalents at the beginning of the period	7,455	4,140
	Adjustment for the reclassification of accrued salaries account	(50)	-
<i>AASB 107.7</i>	<b>Cash and cash equivalents at the end of the period</b>	<b>11,898</b>	<b>7,455</b>

The Statement of cash flows should be read in conjunction with the accompanying notes.

	<p><b>Guidance – Statement of cash flows</b></p>
<p>TI 1101(8)(i)</p>	<p>TI 1101 mandates an additional classification within an Agency’s Statement of cash flows. The category of cash flows from/to State Government in terms of paragraph (8)(i)(b) of this instruction is intended to include only those from or to the State Government. This includes appropriations and funds from other public sector entities. Non-repayable grants and contributions received from the Commonwealth (not re-appropriated through the Consolidated Account) are cash flows from operating activities. Treasurer’s Advances should be classified as cash flows from financing activities as they are repayable to the Treasurer.</p>
<p>TI 1101(14)</p>	<p>Purchase of non-current assets – due to the capitalisation threshold where assets below \$5,000 are to be expensed, the cash flows under investing activities represent the extent to which expenditure has been made for resources that are initially recognised as an asset in the Statement of financial position. Therefore, expenditure on items below \$5,000 is to be accounted for under operating activities.</p>
<p>TI 916(3)</p>	<p>Principal elements of lease payments – due to the threshold where leases below \$5,000 are to be expensed, the cash flows under financing activities represent the extent of amounts recognised as lease liabilities in the Statement of financial position. Therefore, expenditure on items below \$5,000 is to be accounted for under operating activities.</p>
<p>TI 1101(7)(i)</p>	<p>Cash and cash equivalent assets transferred to/from an agency as part of a distribution to/contribution by owners should be reported under Cash flows from State Government.</p> <p>While AASB 107 permits the use of either the direct or the indirect method for reporting cash flows from operating activities, it encourages entities to use the direct method, as it provides information which may be useful in estimating future cash flows and which is not available under indirect method. This model financial report therefore uses direct method, a statement of cash flows presented using this method has been disclosed in this instance.</p>
<p>AASB 107.43</p>	<p><b>Non-cash transactions</b></p> <p>An entity shall exclude from the Statement of cash flows investing and financing transactions that do not require the use of cash or cash equivalents. An entity shall disclose such transactions elsewhere in the financial statements in a way that provides all the relevant information about those investing and financing activities.</p>



Where finance costs represent service concession interest expenses, leasing interest expenses or borrowing interest expenses, agencies have a policy choice as to where to present these. In the model above they are shown as operating activities, as the model assumes the costs are in relation to the operations of the agency as opposed to financing or investing matters of the agency.

These models have highlighted common cash flow line items. In some instances, such as interest received, the line items are not populated.

Lines should not be shown if the agency does not have values for them.


## Administered Schedules (Departments only)

## Administered income and expenses by service

Reference  
AASB 1050.7

	Information Technology		Training and assistance		Competition policy		General – not attributed		Total	
	2024 (\$000)	2023 (\$000)	2024 (\$000)	2023 (\$000)	2024 (\$000)	2023 (\$000)	2024 (\$000)	2023 (\$000)	2024 (\$000)	2023 (\$000)
<b>INCOME FROM ADMINISTERED ITEMS</b>										
<b>Income</b>										
For transfer:										
Regulatory fees and charges	4,586	3,823	154	130	115	97	-	-	4,855	4,050
Other revenue	480	437	348	357	262	286	50	-	1,140	1,080
<b>Total administered income</b>	<b>5,066</b>	<b>4,240</b>	<b>502</b>	<b>487</b>	<b>377</b>	<b>383</b>	<b>50</b>	<b>-</b>	<b>5,995</b>	<b>5,130</b>
<b>Expenses</b>										
Supplies and services	248	237	194	179	118	104	-	-	560	520
Grants and subsidies	2,207	1,546	1,269	901	94	83	-	-	3,570	2,530
Transfer payments <sup>(a)</sup>	1,505	250	-	-	-	-	-	-	1,505	250
<b>Total administered expenses</b>	<b>3,960</b>	<b>2,033</b>	<b>1,463</b>	<b>1,080</b>	<b>212</b>	<b>187</b>	<b>-</b>	<b>-</b>	<b>5,635</b>	<b>3,300</b>

(a) Transfer payments represent the transfer of non-retainable regulatory fees to the Consolidated Account.


 <b>Guidance – Disclosure of administered income and expenses by service (Departments only)</b>	
TI 955 Guidelines	When a department retains and administers capital appropriation on behalf of the government (i.e. retained by a department for a subsequent transfer), the administering department should disclose the administered item in the notes as administered income called 'non-repayable capital appropriation'.
AASB 1050.22	In respect of administered payments to eligible beneficiaries, the details of the broad categories of recipients and the amounts transferred to those recipients is to be disclosed.
AASB 1050.7	Departments must disclose each major class of administered income and expenses that can be attributed to each of its activities. If, after taking reasonable steps, departments cannot reliably do so, they must disclose the fact along with a brief explanation. Where central agencies act as a conduit in connection with payments to an agency, they should not recognise administered income because such payments are made under pass-through arrangements.



**Administered assets and liabilities***Reference*

AASB 1050.7

	<b>2024</b>	<b>2023</b>
	<b>(\$000)</b>	<b>(\$000)</b>
<b>Current assets</b>		
Cash and cash equivalents	1,850	1,490
Receivables	430	320
Other items as required	-	-
<b>Total administered current assets</b>	<b>2,280</b>	<b>1,810</b>
<b>Non-current assets</b>		
Property, Plant and equipment	280	260
Other items as required	-	-
<b>Total administered non-current assets</b>	<b>280</b>	<b>260</b>
<b>TOTAL ADMINISTERED ASSETS</b>	<b>2,560</b>	<b>2,070</b>
<b>Current liabilities</b>		
Payables	1,200	950
Other items as required	-	-
<b>Total administered current liabilities</b>	<b>1,200</b>	<b>950</b>
<b>Non-current liabilities</b>		
Other items as required	-	-
<b>Total administered non-current liabilities</b>	<b>-</b>	<b>-</b>
<b>TOTAL ADMINISTERED LIABILITIES</b>	<b>1,200</b>	<b>950</b>

	<b><i>Additional disclosures required for administered assets and liabilities</i></b>
	<p>Disclose any administered contingent assets and/or liabilities here.</p> <p>In the rare circumstance that an administering department receives a repayable administered capital appropriation or an administered loan (e.g. an administered Treasurer's Advance), these administered items should be classified as administered borrowings here.</p>

## Notes to the financial statements

### 1. Basis of preparation

#### Reference

- AASB 101.138(c)* The Agency is a Government not-for-profit entity controlled by the State of Western Australia, which is the ultimate parent.
- AASB 1054.8(b)*  
*AASB 101.138(b)* A description of the nature of its operations and its principal activities has been included in the **Overview**, which does not form part of these financial statements.
- AASB 110.17* These annual financial statements were authorised for issue by the accountable authority of the Agency on 1 September 2024.

#### Statement of compliance

- AASB 101.112(a)*  
*, Aus16.3,*  
*AASB 1054.7-9* The financial statements constitute general purpose financial statements that have been prepared in accordance with Australian Accounting Standards, the Framework, Statement of Accounting Concepts and other authoritative pronouncements of the Australian Accounting Standards Board as applied by Treasurer's instructions. Several of these are modified by Treasurer's instructions to vary application, disclosure, format and wording.
- TI 1101(12), (13)* The Act and Treasurer's instructions are legislative provisions governing the preparation of financial statements and take precedence over Australian Accounting Standards, the Framework, Statement of Accounting Concepts and other authoritative pronouncements of the Australian Accounting Standards Board. Where modification is required and has had a material or significant financial effect upon the reported results, details of that modification and the resulting financial effect are disclosed in the notes to the financial statements.

#### Basis of preparation

- AASB 121.9,17*  
*AASB 101.51(d),*  
*(e), 117(a)*  
*AASB 101.27* These financial statements are presented in Australian dollars applying the accrual basis of accounting and using the historical cost convention. Certain balances will apply a different measurement basis (such as the fair value basis). Where this is the case, the different measurement basis is disclosed in the associated note. All values are rounded to the nearest thousand dollars (\$'000).

#### Judgements and estimates

- AASB 101.122,*  
*125* Judgements, estimates and assumptions are required to be made about financial information being presented. The significant judgements and estimates made in the preparation of these financial statements are disclosed in the notes where amounts affected by those judgements and/or estimates are disclosed. Estimates and associated assumptions are based on professional judgements derived from historical experience and various other factors that are believed to be reasonable under the circumstances.

#### *Int 1031.6-11*

#### Accounting for Goods and Services Tax (GST)

Income, expenses and assets are recognised net of the amount of goods and services tax (GST), except that the:

- (a) amount of GST incurred by the Agency as a purchaser that is not recoverable from the Australian Taxation Office (ATO) is recognised as part of an asset's cost of acquisition or as part of an item of expense; and
- (b) receivables and payables are stated with the amount of GST included.

Cash flows are included in the Statement of cash flows on a gross basis. However, the GST components of cash flows arising from investing and financing activities which are recoverable from, or payable to, the ATO are classified as operating cash flows.

**Contributed equity**

Int 1038  
TI 955

Interpretation 1038 *Contributions by Owners Made to Wholly-Owned Public Sector Entities* requires transfers in the nature of equity contributions, other than as a result of a restructure of administrative arrangements, to be designated as contributions by owners (at the time of, or prior to, transfer) before such transfers can be recognised as equity contributions. Capital appropriations have been designated as contributions by owners by TI 955 *Contributions by Owners made to Wholly Owned Public Sector Entities* and will be credited directly to Contributed Equity.

AASB 1050


**Administered items (Departments only)**

The Department administers, but does not control, certain activities and functions for and on behalf of Government that do not contribute to the Department's services or objectives. It does not have discretion over how it utilises the transactions in pursuing its own objectives.

Transactions relating to the administered activities are not recognised as the Department's income, expenses, assets and liabilities, but are disclosed in the accompanying schedules as 'Administered income and expenses', and 'Administered assets and liabilities'.

The accrual basis of accounting and applicable Australian Accounting Standards has been adopted.

This model contains disclosures for Administered items which applies only to Departments. Statutory authorities should remove this item, along with the [Administered financial information](#) and [note 10.2 Explanatory statement for administered items](#).

	<b>Guidance – Basis of preparation and reporting entity</b>
AASB 101.122	<p><b>Judgements, estimates and assumptions:</b></p> <p><i>In preparing financial statements, the nature of significant judgements, estimates and assumptions made by management need to be disclosed. The following disclosures are required:</i></p> <ul style="list-style-type: none"> <li>• <i>the <b>fact</b> that significant assumptions, judgements and estimates were made.</i></li> <li>• <i>the <b>nature</b> of the significant assumptions, judgements and estimates.</i></li> <li>• <i><b>how</b> these were made (the method used).</i></li> </ul> <p><i>Examples include lease assessments, valuation of investments, and impairment of Infrastructure, property, plant and equipment etc.</i></p> <p><i>In these financial statements where judgements have been made they have been included in the relevant note along with the policy description.</i></p> <p><i>Agencies should consider carefully where there are material judgements and estimates they are making in the recognition and measurement of financial statement items. Agencies may have more judgements and estimates than are disclosed in these model statements.</i></p>
AASB 101.125	<p><b>Key sources of estimation uncertainty</b></p> <p><i>Agencies shall disclose in the notes information about the key assumptions concerning the future, and other key sources of estimation uncertainty at the end of the reporting period, that have a significant risk of causing a material adjustment to the carrying amounts of assets and liabilities within the next financial year. In respect of those assets and liabilities, the notes shall include details of:</i></p> <ol style="list-style-type: none"> <li><i>(a) their nature; and</i></li> <li><i>(b) their carrying amount at the end of the reporting period.</i></li> </ol>
AASB 101.126	<p><i>Determining the carrying amounts of some assets and liabilities requires estimation of the effects of uncertain future events on those assets and liabilities at the end of the reporting period.</i></p>
AASB 101.128	<p><i>These disclosures are not required for assets and liabilities with a significant risk that their carrying amounts might change materially within the next financial year if, at the end of the reporting period, they are measured at fair value based on recently observed market prices.</i></p> <p><b>Other significant judgements:</b></p> <p><i>In addition, significant judgements and assumptions made (and changes to those judgements and assumptions) need to be disclosed in determining:</i></p>
AASB 12.7(a)	<ul style="list-style-type: none"> <li>• <i>that it controls another entity;</i></li> </ul>
AASB 12.7(b)	<ul style="list-style-type: none"> <li>• <i>that it has joint control of an arrangement or significant influence over another entity;</i></li> </ul>
AASB 12.7(c)	<ul style="list-style-type: none"> <li>• <i>the type of joint arrangement (i.e. joint operation or joint venture) when the arrangement has been structured through a separate vehicle;</i></li> </ul>
AASB 9.4.1.1	<ul style="list-style-type: none"> <li>• <i>whether financial assets are held at amortised cost or fair value;</i></li> </ul>
AASB 101.123(b)	<ul style="list-style-type: none"> <li>• <i>when substantially all the significant risks and rewards of ownership of financial assets and lease assets are transferred to other entities;</i></li> </ul>
AASB 101.123(c)	<ul style="list-style-type: none"> <li>• <i>whether, in substance, particular sale of goods are financing arrangements and therefore do not give rise to income; and</i></li> </ul>
Int 112	<ul style="list-style-type: none"> <li>• <i>whether the substance of the relationship between the agency and a special purpose entity indicates that the special purpose entity is controlled by the agency.</i></li> </ul>

## 2. Agency outputs

### Reference

#### How the agency operates

This section includes information regarding the nature of funding the Agency receives and how this funding is utilised to achieve the Agency's objectives. This note also provides the distinction between controlled funding and administered funding:

	Notes
Agency objectives	<a href="#">2.1</a>
Schedule of Income and Expenses by Service	<a href="#">2.2</a>
Schedule of Assets and Liability by Service	<a href="#">2.3</a>

## 2.1 Agency objectives

AASB 1052.15(b)

### Mission

The Agency's mission is to provide leadership, support and services to ensure that Western Australians have easy and affordable access to a diverse range of information technology.

The Agency is predominantly funded by State parliamentary appropriations. It also provides information technology services on a fee-for-service basis. The fees charged are determined by prevailing market forces.

AASB 1052.15(a)

### Services

The Agency provides the following services:

#### Service 1: Information Technology


Comprises various information technology services to the public sector.

#### Service 2: Training and Assistance

Comprises various training and assistance activities relating to information technology, including seminars and training courses.

#### Service 3: Competition Policy

Ensures that the competitiveness of the technology industry in the public sector is maintained and improved continuously.

	<b><i>Additional disclosure (Departments only)</i></b>
AASB 1050.7	The agency administers assets, liabilities, income and expenses on behalf of Government which are not controlled by, nor integral to, the function of the agency. These administered balances and transactions are not recognised in the principal financial statements of the agency but schedules are prepared using the same basis as the financial statements and are presented at <a href="#">Administered financial information</a> and <a href="#">note 10.2</a> 'Explanatory statement for administered items'.

	<b>Guidance – Disaggregated disclosures (background)</b>
AASB 1052.15	<p>AASB 1052 <i>Disaggregated Disclosures</i> requires departments to make disclosures that allow users to understand and assess the performance of a department in using funds made available to it.</p> <p>A complete set of financial statements includes:</p> <ul style="list-style-type: none"> <li>(a) in summarised form, the identity and purpose of each major activity undertaken by the government department during the reporting period;</li> <li>(b) if not otherwise disclosed in, or in conjunction with, the government department's complete set of financial statements, a summary of the government agency's objectives;</li> <li>(c) expenses reliably attributable to each of the activities identified in (a) above, showing separately each major class of expenses; and</li> <li>(d) income reliably attributable to each of the activities identified in (a) above, showing separately user charges, income from State Government and other income by major class of income.</li> </ul>
AASB 1052.17	<p>Departments are required to demonstrate their achievement of service delivery objectives as well as financial objectives. Throughout the annual report, information must be presented in a manner that allows for the assessment of the department's achievement of their objectives.</p> <p>The department output note includes a summary of the services and the mission of the department. The language used should be simple and clearly articulate the objectives of the department.</p> <p>Each activity of the department should be summarised and set out in the <b>Services</b> section.</p> <p>The objectives of the department should be articulated in the <b>Mission</b> section of the annual report.</p> <p>These messages may be included in other sections of the annual report, as such departments should take care to ensure a consistent message is conveyed throughout the entire annual report.</p>
TI 1101(9)	<p>These requirements are extended to statutory authorities by Treasurer's instruction.</p>


## 2.2 Schedule of income and expenses by service


For the year ended on 30 June 2024

	Information Technology		Training & Assistance		Competition Policy		General-Not Attributed		Total	
	2024 (\$000)	2023 (\$000)	2024 (\$000)	2023 (\$000)	2024 (\$000)	2023 (\$000)	2024 (\$000)	2023 (\$000)	2024 (\$000)	2023 (\$000)
<b>Cost of services</b>										
<b>Expenses</b>										
Employee benefits expense	294,693	263,585	214,322	191,753	160,742	143,664	-	-	669,757	599,002
Depreciation and amortisation expense	13,595	12,780	13,060	12,237	9,109	11,431	-	-	35,764	36,448
Grants and subsidies	4,028	3,662	3,806	3,460	1,967	1,788	-	-	9,801	8,910
Other	40,597	40,076	24,227	24,406	21,351	15,243	-	-	86,175	79,725
<b>Total cost of services</b>	<b>352,913</b>	<b>320,103</b>	<b>255,415</b>	<b>231,856</b>	<b>193,169</b>	<b>172,126</b>	-	-	<b>801,497</b>	<b>724,085</b>
<b>Income</b>										
User charges and fees	9,388	8,157	4,294	4,540	2,230	2,300	-	-	15,912	14,997
Sales	7,117	6,470	4,180	3,800	2,970	2,700	-	-	14,267	12,970
Commonwealth grants	1,100	1,000	-	-	-	-	-	-	1,100	1,000
Other income	1,270	6,300	394	-	506	-	-	-	2,170	6,300
<b>Total income</b>	<b>18,875</b>	<b>21,927</b>	<b>8,868</b>	<b>8,340</b>	<b>5,706</b>	<b>5,000</b>	-	-	<b>33,449</b>	<b>35,267</b>
<b>Net cost of services</b>	<b>334,038</b>	<b>298,176</b>	<b>246,547</b>	<b>223,516</b>	<b>187,463</b>	<b>167,126</b>	-	-	<b>768,048</b>	<b>688,818</b>
<b>Income from State Government</b>										
Service appropriation	364,812	323,901	299,156	265,608	139,878	124,192	-	-	803,846	713,701
Income from other public sector entities	-	-	-	-	-	-	-	-	-	-
Liabilities assumed	-	-	-	-	-	-	-	-	-	-
Resources received	660	600	594	540	341	310	-	-	1,595	1,450
Royalties for Regions Fund	-	-	-	-	-	-	-	-	-	-
<b>Total income from State Government</b>	<b>365,472</b>	<b>324,501</b>	<b>299,750</b>	<b>266,148</b>	<b>140,219</b>	<b>124,502</b>	-	-	<b>805,441</b>	<b>715,151</b>
<b>Surplus/(deficit) for the period</b>	<b>31,434</b>	<b>26,325</b>	<b>53,203</b>	<b>42,632</b>	<b>(47,244)</b>	<b>(42,624)</b>	-	-	<b>37,393</b>	<b>26,333</b>

The Schedule of Income and Expenses by Service should be read in conjunction with the accompanying notes.




	<p><b>Guidance – Schedule of income and expenses by service</b></p>
<p>AASB 1052.15(c), (d) TI 1101(9)</p>	<p><i>Departments should disclose income and expenses reliably attributable to each of the activities, showing separately each major class of income and expenses.</i></p> <p><i>Income and expenses should only be attributed to the extent that they can be reliably attributed. The Model has assumed that all items could be reliably attributed, however a column has been included for demonstration purposes for where an agency cannot identify all income and expenditure to be allocated to the relevant services.</i></p>


	<p><b>Alternative disclosure</b></p>
	<p>Where there is only one service it is not necessary to prepare these tables. Instead, departments should disclose:</p> <p>Our department is only responsible for delivering one service as set out above. All income, expenditure, assets and liabilities are in relation to the delivery of this service.</p>

**2.3 Schedule of assets and liabilities by service**  
As at 30 June 2024

	Information Technology		Training & Assistance		Competition Policy		General–Not Attributed		Total	
	2024 (\$000)	2023 (\$000)	2024 (\$000)	2023 (\$000)	2024 (\$000)	2023 (\$000)	2024 (\$000)	2023 (\$000)	2024 (\$000)	2023 (\$000)
<b>Assets</b>										
Current assets	18,168	16,684	19,124	19,504	19,625	18,764	-	-	56,917	54,952
Non-current assets	587,869	521,882	494,515	482,634	365,986	310,293	-	-	1,448,370	1,314,809
<b>Total assets</b>	<b>606,037</b>	<b>538,566</b>	<b>513,639</b>	<b>502,138</b>	<b>385,611</b>	<b>329,057</b>	-	-	<b>1,505,287</b>	<b>1,369,761</b>
<b>Liabilities</b>										
Current liabilities	8,985	10,273	1,876	8,789	16,757	15,869	-	-	27,618	34,931
Non-current liabilities	5,049	5,364	8,394	8,407	2,871	9,097	-	-	16,314	22,868
<b>Total liabilities</b>	<b>14,034</b>	<b>15,637</b>	<b>10,270</b>	<b>17,196</b>	<b>19,628</b>	<b>24,966</b>	-	-	<b>43,932</b>	<b>57,799</b>
<b>NET ASSETS</b>	<b>592,003</b>	<b>522,929</b>	<b>503,369</b>	<b>484,942</b>	<b>365,983</b>	<b>304,091</b>	-	-	<b>1,461,355</b>	<b>1,311,962</b>

The Schedule of Assets and Liabilities by Service should be read in conjunction with the accompanying notes.

	<b>Guidance – Schedule of assets and liabilities by service</b>
AASB 1052.16	<i>Departments should disclose assets and liabilities reliably attributable to each of the activities, showing separately each major class of assets and liabilities. Statutory Authorities may elect to present this information, but the minimum reporting obligation is imposed on Departments.</i> <i>Assets and liabilities should only be attributed to the extent that they can be reliably attributed. The model report has assumed that all items could be reliably attributed, however a column has been included for demonstration purposes for where an agency cannot identify all income and expenditure to be allocated to the relevant services.</i>

	<b>Alternative disclosure</b>
	Where there is only one service it is not necessary to prepare these tables. Instead, departments should disclose: Our department is only responsible for delivering one service as set out above. All income, expenditure, assets and liabilities are in relation to the delivery of this service.

### 3. Use of our funding

#### Reference

#### Expenses incurred in the delivery of services

This section provides additional information about how the Agency's funding is applied and the accounting policies that are relevant for an understanding of the items recognised in the financial statements. The primary expenses incurred by the Agency in achieving its objectives and the relevant notes are:

	<b>Notes</b>
AASB 101.99,102 Employee benefits expenses	<a href="#">3.1(a)</a>
AASB 101.54(l) Employee related provisions	<a href="#">3.1(b)</a>
AASB 101.99,102 Grants and subsidies	<a href="#">3.2</a>
AASB 101.99,102 Other expenditure	<a href="#">3.3</a>



#### **Guidance – Expenditure**

AASB 101.97,99

*When items included in 'Expenses' are material, their nature and amounts need to be disclosed separately, either in the statement of comprehensive income or in the notes to the financial statements. Expenses can be classified by either 'nature' or 'function' depending on which classification provides more reliable and relevant information.*

*In the illustrative disclosures, the agency classifies its expenses by nature. Expenses are recorded on the face of the statement of comprehensive income and further disaggregated in the notes.*



Note that 'Other expenditure', for which no description of the nature is disclosed, cannot exceed 10% of total expenses. Agencies should review their categories of expenses and ensure that they are providing users with the appropriate level of detail to understand how the agency is using its funding.

## Reference

**3.1 (a) Employee benefits expenses**

	<b>2024</b>	<b>2023</b>
	<b>(\$000)</b>	<b>(\$000)</b>
AASB 101.102	636,757	569,002
	-	-
AASB 119.53	33,000	30,000
	<b>669,757</b>	<b>599,002</b>
TI 916(8)	5,000	4,000
APG 6	(2,000)	(1,600)
	<b>672,757</b>	<b>601,402</b>

AASB 119.11,  
13, 153  
TI 1101  
Guidelines  
AASB 119.165

**Employee benefits** include wages, salaries and social contributions, accrued and paid leave entitlements and paid sick leave, and non-monetary benefits recognised under accounting standards other than AASB 16 (such as medical care, housing, cars and free or subsidised goods or services) for employees.

**Termination benefits** are payable when employment is terminated before normal retirement date, or when an employee accepts an offer of benefits in exchange for the termination of employment. Termination benefits are recognised when the Agency is demonstrably committed to terminating the employment of current employees according to a detailed formal plan without possibility of withdrawal or providing termination benefits as a result of an offer made to encourage voluntary redundancy. Benefits falling due more than 12 months after the end of the reporting period are discounted to present value.

AASB 119.51-52  
TI 1101  
Guidelines

**Superannuation** is the amount recognised in profit or loss of the Statement of comprehensive income comprises employer contributions paid to the GSS (concurrent contributions), the WSS, other GESB schemes or other superannuation funds.

TI 1103  
Guidelines

**AASB 16 non-monetary benefits** are non-monetary employee benefits predominantly relating to the provision of vehicle and housing benefits that are recognised under AASB 16 which are excluded from the employee benefits expense.

TI 1103  
Guidelines

**Employee contributions** are contributions made to the Agency by employees towards employee benefits that have been provided by the Agency. This includes both AASB 16 and non-AASB 16 employee contributions.



Termination benefits have been included as a line item, and the associated policy note has also been included above. If the agency does not have such expenses in a given reporting period these should be excluded from the annual report.



**Guidance – non-monetary benefits provided to employees**

TI 1103  
Guidelines  
TI 916(8)

*An agency that provides employee benefits in the form of non-monetary benefits, and the employees' right to those benefits do not accrue in proportion to their periods of service and do not accumulate. The agency recognises the cost incurred in providing the benefits on a gross basis in the period the benefits are taken by employees. Employee contributions towards these benefits are recognised as income to the agency.*

*For non-monetary benefits provided to employees that are subject to leases recognised in the Statement of financial position, the total cost of providing these benefits is interest and depreciation expenses recognised in accordance with AASB 16 Leases. A notional reconciliation will be required to enable the employee benefits expenses note to the financial statements to show the total cost of employee benefits incurred by the agency and the net benefits provided to employees. Refer to TI 916 Leases for further advice on accounting for leases.*

*The employee benefits expenses note to the financial statements should show both the total cost of employee benefits incurred by the agency (employer) and the net benefits provided to employees.*

*In the notes to the financial statements, employee benefits expenses should show both the total cost of employee benefits incurred by an agency (employer) and the net benefits provided to employees.*

## Reference

## 3.1 (b) Employee related provisions

	2024 (\$000)	2023 (\$000)
<b>Current</b>		
<b>Employee benefits provisions</b>		
Annual leave	9,136	10,124
Long service leave	2,614	2,326
Deferred salary scheme	50	102
	<b>11,800</b>	<b>12,552</b>
<b>Other provisions</b>		
Employment on-costs	1,958	1,398
<b>Total current employee related provisions</b>	<b>13,758</b>	<b>13,950</b>
<b>Non-current</b>		
<b>Employee benefits provisions</b>		
Long service leave	500	666
<b>Other provisions</b>		
Employment on-costs	489	349
<b>Total non-current employee related provisions</b>	<b>989</b>	<b>1,015</b>
<b>Total employee related provisions</b>	<b>14,747</b>	<b>14,965</b>

AASB 137.5(d)  
AASB 119.11,  
13

Provision is made for benefits accruing to employees in respect of wages and salaries, annual leave and long service leave for services rendered up to the reporting date and recorded as an expense during the period the services are delivered.

AASB 101.69(d)  
TI 1101

**Annual leave liabilities** are classified as current, as there is no right at the end of the reporting period to defer settlement for at least 12 months after the reporting period. Assessments indicate that actual settlement of the liabilities is expected to occur as follows:

	2024 (\$000)	2023 (\$000)
Within 12 months of the end of the reporting period	8,746	9,820
More than 12 months after the end of the reporting period	390	304
	<b>9,136</b>	<b>10,124</b>

AASB 137.45

The provision for annual leave is calculated at the present value of expected payments to be made in relation to services provided by employees up to the reporting date.



This model is prepared with the expectation that it is unlikely for annual leave to be settled wholly within 12 months after the end of the reporting period.

AASB 119.8,155

Therefore, the model characterises annual leave as 'other long-term employee benefits', recognising and measuring the liability for employee benefits at present value.

AASB 119.8,11

Where annual leave is expected to be settled wholly within 12 months after the end of the reporting period, the liability may be recognised and measured at nominal amounts.

AASB 101.69(d)  
TI 1101

**Long service leave liabilities** are unconditional long service leave provisions are classified as current liabilities as the Agency does not have the right at the end of the reporting period to defer settlement of the liability for at least 12 months after the reporting period.

AASB 119.11,155  
-156

Pre-conditional and conditional long service leave provisions are classified as non-current liabilities because the Agency has the right to defer the settlement of the liability until the employee has completed the requisite years of service. Assessments indicate that actual settlement of the liabilities is expected to occur as follows:

	2024 (\$000)	2023 (\$000)
Within 12 months of the end of the reporting period	2,614	2,326
More than 12 months after the end of the reporting period	500	666
	<b>3,114</b>	<b>2,992</b>

The provision for long service leave is calculated at present value as the Agency does not expect to wholly settle the amounts within 12 months. The present value is measured taking into account the present value of expected future payments to be made in relation to services provided by employees up to the reporting date. These payments are estimated using the remuneration rate expected to apply at the time of settlement and discounted using market yields at the end of the reporting period on national government bonds with terms to maturity that match, as closely as possible, the estimated future cash outflows.

AASB 101.69(d)  
TI 1101

**Deferred salary scheme liabilities** are classified as current where there is no right at the end of the reporting period to defer settlement for at least 12 months after the reporting period. Actual settlement of the liabilities is expected to occur as follows:

	2024 (\$000)	2023 (\$000)
AASB 101.61 Within 12 months of the end of the reporting period	-	-
More than 12 months after the end of the reporting period	50	102
	<b>450</b>	<b>102</b>

AASB 137.85  
TI 1101

**Employment on-costs** involve settlements of annual and long service leave liabilities gives rise to the payment of employment on-costs including workers' compensation insurance. The provision is the present value of expected future payments.

Employment on-costs, including workers' compensation insurance premiums, are not employee benefits and are recognised separately as liabilities and expenses when the employment to which they relate has occurred. Employment on-costs are included as part of 'Other expenses, [note 3.3](#) (apart from the unwinding of the discount (finance cost))' and are not included as part of the Agency's 'employee benefits expense'. The related liability is included in 'Employment on-costs provision'.

	2024 (\$000)	2023 (\$000)
AASB137 84 <b>Employment on-costs provision</b>		
Carrying amount at start of period	1,747	2,397
Additional/(reversals of) provisions recognised	6,040	5,491
Payments/other sacrifices of economic benefits	(5,400)	(6,191)
Unwinding of the discount	60	50
<b>Carrying amount at end of period</b>	<b>2,447</b>	<b>1,747</b>



#### **Guidance – Employment on-costs**

TI 1103  
Guidelines

*Employment on-costs are recognised in other expenses at [note 3.3](#) Other expenditure. Where a claim has been accepted, the amount of workers' compensation an agency pays its employee is considered to be made for and on behalf of the insurer (e.g. RiskCover). As such, the agency will account for the payment as a receivable and apply the subsequent recoups against that receivable.*




#### **Key sources of estimation uncertainty – long service leave**


Key estimates and assumptions concerning the future are based on historical experience and various other factors that have a significant risk of causing a material adjustment to the carrying amount of assets and liabilities within the next reporting period.

Several estimates and assumptions are used in calculating an agency's long service leave provision. These include:

- *expected future salary rates;*
- *discount rates;*
- *employee retention rates; and*
- *expected future payments.*

Changes in these estimations and assumptions may impact on the carrying amount of the long service leave provision. Any gain or loss following revaluation of the present value of long service leave liabilities is recognised as employee benefits expense.

	<p><b>Guidance – Deferred salary</b></p>
<p>TI 1101 Guidelines</p>	<p>Deferred salary schemes represent agreements between the agency and individual employees, whereby the employee sacrifices salary to purchase additional leave. The liability for leave is measured on a discounted basis by calculating the present value of estimated future cash outflows.</p> <p>Disclose any 48/52 leave arrangements in place as a separate line item similar to the Deferred salary scheme.</p> <p>Accumulating, non-vesting sick leave entitlements should be recognised as sick leave provisions, where appropriate, and disclosed as a separate line item.</p>

	<p><b>Guidance – Employee benefits</b></p>
<p>AASB 101.104</p> <p>AASB 119.9, 153</p>	<p>Entities classifying expenses by function shall disclose additional information on the nature of expenses, including employee benefits expense.</p> <p><b>Distinction between short-term and long-term employee benefits</b></p> <p>Employee benefits are classified as short-term when they are expected to be settled wholly within 12 months after the employees render the related services. For instance, the characterisation of annual leave benefit is mutually exclusive and it cannot be apportioned to ‘short-term benefits’ and ‘other long-term benefits’.</p> <p>Government agencies should review their current short-term employee benefits to ensure their classification remains appropriate.</p>
<p>AASB 119.155</p>	<p><b>Measurement of short-term and long-term employee benefits</b></p> <p>Short-term employee benefits are accounted for on an undiscounted basis in the period in which the related service is rendered. For employee benefits that are classified as long-term, the obligations are measured at present value (discounted basis). The decision tree below highlights the process considering the ‘short-term/long-term’ classification and measurement. It is generally expected that accrued annual leave will not be wholly settled before the end of the next annual reporting period, so that the provisions will need to be measured at present value (on a discounted basis).</p> <div data-bbox="507 1288 1289 1877" data-label="Diagram"> <pre> graph TD     Q1[Are the employee benefits expected to be wholly settled within 12 month?] -- No --&gt; Q2[Is it a temporary expectation of the timing of settlement?]     Q1 -- Yes --&gt; B1[Classified as short term employee benefits]     Q2 -- No --&gt; B2[More likely to be classified as long-term employee benefits]     Q2 -- Yes --&gt; B1     B1 --&gt; R1[Nominal value with no discounting]     B2 --&gt; R2[Discounting to present value]     </pre> </div> <p><b>Unit of account</b></p> <p>The definition of short-term employee benefits introduces the notion of ‘wholly’. The expectation of the timing of settlement is based on the agency level, not at the individual employee level.</p>

*It is unnecessary for agencies to obtain detailed information of each employee's anticipated timing for their leave settlement. However, they should form their own reasonable expectations and document the timing of expected annual leave settlement. Expectations of characterisation of annual leave benefits being construed as 'short-term employee benefits' requires a greater onus of evidence to justify the calculation of the benefit at nominal values without discounting.*

*This Model assumes the annual leave accrued by the agency as at 30 June 2024 is not expected to be settled wholly within 12 months thereafter. Accordingly, the provision for annual leave is classified as 'other long-term benefits' for measurement purposes, and is discounted to its present value.*

*The Model assumes the discounting method is done on an annual basis, and entities are encouraged to adopt similar assumptions to ensure the consistency of agency reports.*

#### **Provision for on-costs**

*On-costs, such as payroll tax and workers' compensation insurance, are recognised as liabilities when the employment to which they relate has occurred. They are not employee benefits and are to be disclosed separately from provisions for employee benefits.*

#### **Current/non-current classification of employee benefits**

*All annual leave and unconditional vested long service leave are disclosed as current liabilities. This is based on the assumption that the agency cannot avoid settling these liabilities within 12 months.*

AASB 101.69(c),  
(d), TI 1101

*Conditional long service leave (less than seven years of continuous service) is disclosed as a non-current liability.*

*In measuring employee benefits, consideration is given to expected future wage and salary levels, experience of employee departures and periods of service. Expected future payments are discounted using market yields at the end of the reporting period on national government bonds with terms to maturity that match, as closely as possible, the estimated timing of benefit payments.*



#### **Guidance – Casual employees and long service leave**

*Government Sector Labour Relations (GSLR) confirmed and communicated in September 2019 that casual employees under the Public Service Award or Government Officers Salaries Allowances and Conditions (GOSAC) awards are entitled to long service leave (LSL). The entitlement arises even if the applicable award provides casual loading in lieu of LSL. As such, agencies were required to calculate LSL for casual employees.*

*When undertaking an assessment of their casual employees LSL entitlements agencies should take into consideration the following:*

- *the transitional arrangements and worked examples provided from the GSLR;*
- *the extent to which GSLR's guidance applies to the agency;*
- *the term 'continuous service' and the application of this to current and former employees;*
- *what time period the entitlement should be calculated back to (i.e. a retrospective approach); and*
- *whether legal advice is required.*

*If an agency is unable to measure the amount of the LSL entitlements with sufficient reliability (e.g. agencies do not have sufficient records or systems in place for certain casual workers) then a contingent liability should be disclosed.*

*Agencies may wish to contact their Labour Relations Advisor at the Department of Energy, Mines, Industry Regulation and Safety's Government Sector Labour Relations unit if there are any queries on the implementation and transition to any new industrial agreements or related matters.*



Reference  
AASB 101.99, 102

### 3.2 Grants and subsidies

	2024 (\$000)	2023 (\$000)
<b>Recurrent</b>		
Function A	6,095	5,544
Agency A	164	146
Royalties for Regions Fund – Regional Infrastructure and Headworks Account	77	70
<b>Capital</b>		
Function B	935	850
Industry group	2,530	2,300
<b>Total grants and subsidies</b>	<b>9,801</b>	<b>8,910</b>

Transactions in which the Agency provides goods, services, assets (or extinguishes a liability) or labour to another party without receiving approximately equal value in return are categorised as 'Grant or subsidy expenses'. These payments or transfers are recognised at fair value at the time of the transaction and are recognised as an expense in the reporting period in which they are paid. They include transactions such as: grants, subsidies, personal benefit payments made in cash to individuals, other transfer payments made to public sector agencies, local government, non-government schools, and community groups.

The model agency is not responsible for administering a government subsidy scheme.



#### **Guidance – Grants and subsidies**

*Broad categories of recipients must be disclosed in the notes to the financial statements under 'Grants and Subsidies', where material. Presentation of grants and subsidies expenditures should be tailored to the needs of users reliant on general purpose financial statements and reflect discharge of accountability requirements. To achieve this, a mixture of classifications may be required. These classifications can be based on sector, function, project, destination/recipient or a combination of these classifications, as appropriate.*

*Disclosure of the nature of the grants or subsidies expenditures is appropriate, for example:*

- *whether grants are for general purposes, that are not subject to conditions regarding their use, or for specific purposes which are paid for a particular purpose and/or have conditions attached regarding their use;*
- *whether grants are for operating or capital uses; and/or*
- *which government program gives rise to the subsidy.*

*Classification by sector may entail distinguishing public sector, private sector, private sector NFP recipients. Alternatively, the profile of the sector might be significant for transparency purposes (e.g. schools, households or sporting clubs).*

*Functional classification may incorporate differentiation between grants for research, targeted subsidy schemes, donations and sponsorships. Grants for research can be further disaggregated by area of research, distinguishing differences in the funding of aquaculture research, environmental research or digital system research.*



Have you identified and disclosed all grants and subsidies? Agencies should ensure adequate line item disclosure is made for material grants on issue by the government. E.g. Royalties for Regions Funds – Regional Community Services Account.

## Reference

## 3.3 Other expenditure

	2024 (\$000)	2023 (\$000)
<b>Supplies and services</b>		
Communications	16,302	14,820
Consultants and contractors	15,318	13,925
Consumables	8,910	8,100
Materials	18,591	17,810
Travel	1,489	1,390
Other	370	300
<b>Total supplies and services expenses</b>	<b>60,980</b>	<b>56,345</b>
<b>Accommodation expenses</b>		
Office rental	6,306	5,770
Repairs and maintenance	360	290
Cleaning	297	270
<b>Total accommodation expenses</b>	<b>6,963</b>	<b>6,330</b>
<b>Other expenses</b>		
Restoration costs	25	25
Building and infrastructure maintenance	1,040	945
Equipment repairs and maintenance	3,715	3,975
Expected credit losses expense	100	8
Software modification costs	550	500
Warranties expense	17	13
Employment on-costs	6,040	5,491
Loss from earthquake	-	1,250
Write-down of non-current assets classified as held for sale	470	500
Research and development costs expensed	-	20
Other <i>[List type of other expenses]</i>	102	55
<b>Total other expenses</b>	<b>12,059</b>	<b>12,782</b>
<b>Total other expenditure</b>	<b>80,002</b>	<b>75,457</b>

AASB 9.5.5.15,  
B5.5.35, TI 1101

AASB 138.126

AASB 102.36(d),  
Aus36.1(c)

AASB 16.6, 38

AASB 116.12, 13

AASB 9.5.5.8,  
5.5.15, B5.5.35

TI 1101

**Supplies and services expenses** are recognised as an expense in the reporting period in which they are incurred. The carrying amounts of any materials held for distribution are expensed when the materials are distributed.

**Office rental** is expensed as incurred as Memorandum of Understanding Agreements between the Agency and the Department of Finance for the leasing of office accommodation contain significant substitution rights.

**Other operating expenses** generally represent the day-to-day running costs incurred in normal operations.

**Building and infrastructure maintenance and equipment repairs and maintenance costs** are recognised as expenses as incurred, except where they relate to the replacement of a significant component of an asset. In that case, the costs are capitalised and depreciated.

**Expected credit losses** is recognised for movement in allowance for impairment of trade receivables. Please refer to [note 6.1.1](#) Receivables for more details.

**Software modification costs** are recognised as expenses as incurred.

**Restoration expenses and warranties expenses** are recognised as the movement in the provision for restoration costs of leased premises and warranty claims. Please refer to [note 6.8.1](#) Provisions for warranty claims for more details.

**Employee on-cost** includes workers' compensation insurance and other employment on-costs. The on-costs liability associated with the recognition of annual and long service leave liabilities is included at [note 3.1\(b\)](#) Employee related provisions. Superannuation contributions accrued as part of the provision for leave are employee benefits and are not included in employment on-costs.

AASB 5.15 **Write-down of non-current assets classified as held for sale** to the lower of carrying amount and fair value less selling costs.

AASB 138.54 **Expenditure on research activities** is recognised as an expense in the period in which it is incurred.



### **Guidance – Other expenditure**

AASB 101.97

*Material income or expenses should be disclosed separately.*

*Note that ‘Other expenditure’ aggregating to more than 10% of total expenses without disclosure of the description of its nature may materially mislead users of general purpose financial statements. Agencies should review their categories of expenses and ensure that they are providing users with the appropriate level of detail to understand how the agency is using its funding. [AASB Practice Statement 2 Making Materiality Judgements](#) may assist agencies in determining which disclosures are appropriate.*

*For example, include notes on impairment losses and revaluation decrements, where they are material enough to warrant disclosure.*

## 4. Our funding sources

### Reference

#### How we obtain our funding

This section provides additional information about how the Agency obtains its funding and the relevant accounting policy notes that govern the recognition and measurement of this funding. The primary income received by the Agency and the relevant notes are:

	<b>Notes</b>
AASB 1058.26(c)	Income from State Government <a href="#">4.1</a>
AASB 15.113(a)	User charges and fees <a href="#">4.2</a>
AASB 15.113(a)	Sale of goods <a href="#">4.3</a>
AASB 1058.26(a)	Commonwealth grants <a href="#">4.4</a>
AASB 5.30	Other income <a href="#">4.5</a>

## Reference

## 4.1 Income from State Government

	2024 (\$000)	2023 (\$000)
AASB 1058.10	Appropriation received during the period	
	- Service appropriation	
	803,846	713,701
	<b>Total service appropriation received</b>	
	<b>803,846</b>	<b>713,701</b>
AASB 1058.10 AASB 15.31	Income received from other public sector entities during the period	
	- IT Training	
	-	-
	- IT Support	
	-	-
	<b>Total income from other public sector entities</b>	
	-	-
TI 1102(11)(i)	Liabilities assumed by the Treasurer or other public sector entities during the period	
	<i>[List of liabilities]</i>	
	-	-
	<b>Total liabilities assumed</b>	
	-	-
TI 1102(11)(ii)	Resources received from other public sector entities during the period	
	- Assets transferred in	
	1,000	1,000
	- Services received free of charge	
	595	450
	<b>Total resources received</b>	
	<b>1,595</b>	<b>1,450</b>
AASB 1058.10, 16	Royalties for Regions Fund	
	- Regional Infrastructure and Headworks Fund	
	-	-
	- Regional Community Services Fund	
	-	-
	<b>Total Royalties for Regions Fund</b>	
	-	-
	<b>Total income from State Government</b>	
	<b>805,441</b>	<b>715,151</b>


AASB 1058.26 **Service Appropriations** are recognised as income at the fair value of consideration received in the period in which the Agency gains control of the appropriated funds. The Agency gains control of the appropriated funds at the time those funds are deposited in the bank account or credited to the holding account held at Treasury.

**Income from other public sector entities** is recognised as income when the Agency has satisfied its performance obligations under the funding agreement. If there is no performance obligation, income will be recognised when the Agency receives the funds.

**Liabilities assumed by the Treasurer or other public sector entities** are recognised as income for an amount equivalent to the liability assumed when the liability is assumed.

**Resources received from other public sector entities** is recognised as income equivalent to the fair value of assets received or the fair value of services received that can be reliably determined and which would have been purchased if not donated.

**The Regional Infrastructure and Headworks Fund and Regional Community Services Fund** are sub-funds within the over-arching 'Royalties for Regions Fund'. The recurrent funds are committed to projects and programs in WA regional areas and are recognised as income when the Agency receives the funds.

	<b>Guidance – Income from State Government</b>
APG 5	<i>Agencies should assess whether a Royalties for Regions agreement contains any performance obligations that are sufficiently specific. Such performance obligations will be recognised as contract liabilities under AASB 15 when the fund is received. Revenue will then be recognised when (or as) the performance obligations are satisfied.</i>


Reference  
AASB 1058.39-  
41

## Summary of consolidated account appropriations

For the year ended 30 July 2024

	2024	2024	2024	2024	2024	2024
	Budget	Section 25 transfers	Additional funding*	Revised budget	Actual	Variance
	(\$000)	(\$000)	(\$000)	(\$000)	(\$000)	(\$000)
<b>Delivery of Services</b>						
Item X Net amount appropriated to deliver services	802,950	-	-	802,950	803,846	896
Amount authorised by other statutes	-	-	-	-	-	-
- Salaries and Allowances Act 1975	150	-	-	150	200	50
<b>Total appropriations provided to deliver services</b>	<b>803,100</b>	<b>-</b>	<b>-</b>	<b>803,100</b>	<b>804,046</b>	<b>946</b>
<b>Capital</b>						
Item Y Capital appropriations	11,000	-	-	11,000	12,000	1,000
<b>Administered Transactions</b>						
Item XX Administered grants, subsidies and other transfer payments	1,085	-	-	1,085	1,085	-
Item YY Administered capital appropriations	-	-	-	-	-	-
<b>Total administered transactions</b>	<b>1,085</b>	<b>-</b>	<b>-</b>	<b>1,085</b>	<b>1,085</b>	<b>-</b>
<b>Total consolidated account appropriations</b>	<b>815,185</b>	<b>-</b>	<b>-</b>	<b>815,185</b>	<b>817,131</b>	<b>1,946</b>

\* Additional funding includes supplementary funding and new funding authorised under section 27 of the Act and amendments to standing appropriations.

	<b>Guidance – Summary of consolidated account appropriations</b>
 AASB 1058.39 (a)(ii)	<p>Any supplementary amounts appropriated (under section 27(3) of the Act) and amounts authorised other than by way of appropriation (such as section 25 transfers) should be separately disclosed.</p>
TI 1102 Guidelines	<p>The following agencies must prepare a summary of consolidated account appropriations:</p> <ul style="list-style-type: none"> <li>agencies that receive an appropriation identified by an item number;</li> <li>agencies that submit a separate cash disbursement profile for funding from the Consolidated Account; or</li> <li>agencies that appear as a single division of the Consolidated Account Expenditure Estimates,</li> </ul> <p>Statutory authorities that receive their funding from a department (including Treasury Administered) in the form of a grant under an agreement (such as a service delivery or performance agreement) are not required to present the summary of consolidated account appropriations. Nor should such grants be reported as service appropriations by the statutory authority in the Statement of Comprehensive Income.</p> <p>Where a combination of a department and statutory authorities forms a single division of the Consolidated Account Expenditure Estimates, the department prepares the summary of consolidated account appropriations that includes both controlled appropriations and administered appropriations that have passed through the department to the statutory authorities.</p>

## Reference

## 4.2 User charges and fees

	2024 (\$000)	2023 (\$000)
AASB 15.114, B97-B89	User charges and fees	
	15,207	14,382
	705	615
	<b>15,912</b>	<b>14,997</b>

AASB 15.119,  
123-126

Revenue is recognised at the transaction price when the Agency transfers control of the services to customers. Revenue is recognised for the major activities as follows:

Revenue is recognised at a point-in-time for IT training [*insert description of the nature of the services that the Agency has promised to transfer*]. The performance obligations for these user fees and charges are satisfied when the services have been provided, [*Disclose the significant judgements made in evaluating when a customer obtains control of the services*].

Revenue is recognised over-time for IT support [*insert description of the nature of the services that the Agency has promised to transfer*]. The Agency typically satisfies its performance obligations in relation to these user fees and charges when [*disclose the methods used to recognise revenue which may include the description of the output methods or input methods used and how these methods are applied; and an explanation of why the methods used provide a faithful depiction of the transfer of goods or services*].



Please note that the accounting policy for user charges and fees, as noted above, is a generic accounting policy and should be tailored to suit your relevant agency.

**Guidance – Fees and charges**

APG 5

*Fees and charges in subsidiary legislation are generally set annually at a level that is authorised by statute under which the subsidiary legislation is made.*

*Agencies should ensure that their fees and charges are a reasonable reflection of costs, though factors such as competitive neutrality and government policy objectives may alter this situation.*

*Most public sector fees and charges are recognised at a point in time (or over a relatively short period of time, e.g. a trip of public transport) when the services have been provided and payments are received. For example, the motor vehicle record fee will be recognised on the grant, renewal or variation of a vehicle licence and that is generally when a motorist makes the payment. If payments are not received, agencies will recognise a receivable. Note that trade receivables are subject to 'expected credit losses' under AASB 9 Financial Instruments.*

*Where fees and charges are recognised over-time (e.g. water and electricity charges), agencies may recognise revenue at the end of a period when they have provided the services to customers. This may coincide with their billing cycle. Revenue and receivables would be recognised on the issuance of the bills. If the periods of providing the services fall within a reporting period (e.g. school fees), subject to materiality, agencies may recognise all revenue at the end of the reporting period. That is, contract liabilities will be recognised on payments received during a reporting period and revenue would be recognised at the end of the reporting period for the amount of the contract liabilities that is outstanding.*

**Net Appropriation Determinations (Departments only)**

FMA sec 23(2)

*Net Appropriation Determinations issued by the Treasurer allow a department to retain prescribed receipts.*

*Where relevant, user charges and fees retained by departments under authority of a Net Appropriation Determination should be described in the accounting policy note accompanying this section.*

Reference	4.3 Sale of goods	2024 (\$000)	2023 (\$000)
AASB 15.114	Sale of goods:		
	- IT booklets	2,435	1,934
	- IT equipment	11,832	11,036
		<b>14,267</b>	<b>12,970</b>
AASB 102.36(d)	Cost of Sales:		
	Opening Inventory	(15,375)	(15,425)
	Purchases	(5,518)	(3,650)
		(20,893)	(19,075)
AASB 102.36(b)	<b>Closing Inventory</b>	<b>15,333</b>	<b>15,375</b>
AASB 102.36(d)	Cost of Goods Sold	(5,560)	(3,700)
	<b>Gross profit</b>	<b>8,707</b>	<b>9,270</b>
AASB 101.78(c)	<b>Closing Inventory comprises:</b>		
	<b>Current Inventories</b>		
	Raw materials & stores (at cost)	6,123	6,365
	Work in progress (at cost)	2,510	2,495
	Finished goods		
	- At cost	4,570	4,545
	- At net realisable value	2,130	1,970
	<b>Total current inventories</b>	<b>15,333</b>	<b>15,375</b>
	<b>Non-current Inventories</b>		
	<i>[List classes of inventories]</i>	-	-
	<b>Total non-current inventories</b>	-	-
	<b>Total Inventories</b>	<b>15,333</b>	<b>15,375</b>

#### Sale of goods

AASB 15.119 Revenue is recognised at the transaction price when the Agency transfers control of the goods to customers. *[Disclose any obligations for returns, refunds and warranties]*

#### Inventories

AASB 102.9, 25 Inventories are measured at the lower of cost and net realisable value. Costs are assigned by the method most appropriate for each class of inventory, with the majority being measured on a first in first out basis *[specify other cost methods used]*.


Inventories not held for resale are measured at cost unless they are no longer required, in which case they are measured at net realisable value.




Please note that the accounting policy for sale of goods and inventories, as noted above, are generic accounting policies and should be tailored to suit your relevant agency.

Note that these models do not include inventory impairment losses recognised or reversed in profit or loss (AASB 102.36(e)-(f)). Agencies should ensure they consider their inventory valuations and make the appropriate disclosures should they result in such an impairment.



	<b>Guidance – Sale of goods</b>
APG 5	<p><i>A sale of goods results in the goods being transferred to the customer or to other parties on behalf of the customer (i.e. reciprocal). Therefore, revenue from sales of goods will be recognised in accordance with AASB 15 Revenue from Contracts with Customers.</i></p> <p><i>Sale of goods in the public sector will generally be recognised at a point in time when the goods have been transferred and payments are received.</i></p> <p><i>Where a sale of goods contains a significant financing component, agencies shall discount the promised amount of consideration to its present value. This is to recognise revenue at an amount that reflects the price a customer would pay for the goods if the customer paid cash on receiving the goods. The discount rate should reflect the credit characteristics of the customer as well as any collateral or security provided. That is, the discount rate should take into account any ‘expected credit losses’ from the customer. As a result, trade receivables that have been discounted should not be re-assessed year by year for expected credit losses, unless there are significant increases in credit risk.</i></p> <p><i>As a practical expedient, an agency needs not discount the promised amount of consideration for the effects of a significant financing component if the agency expects it will receive the payments within a year.</i></p>

	<b>Guidance – Inventories</b>
AASB 102.36	<p><b>The financial statements shall disclose:</b></p> <ul style="list-style-type: none"> <li>(a) <i>the accounting policies adopted in measuring inventories, including the cost formula used;</i></li> <li>(b) <i>the total carrying amount of inventories and the carrying amount in classifications appropriate to the agency;</i></li> <li>(c) <i>the carrying amount of inventories carried at fair value less costs to sell;</i></li> <li>(d) <i>the amount of inventories recognised as an expense during the period;</i></li> <li>(e) <i>impairment losses recognised or reversed in profit or loss in accordance with AASB 102 Inventories;</i></li> <li>(f) <i>the circumstances or events that led to the reversal of a write down of inventories; and</i></li> <li>(g) <i>the total carrying amount of inventories pledged as security for liabilities.</i></li> </ul>
AASB 102.Aus9.1	<p><b>Other considerations:</b></p> <p><i>Inventories ‘held for distribution’ by not-for-profit entities must be disclosed separately in the notes and measured at cost, adjusted when applicable for any loss of service potential.</i></p>

## Reference

**4.4 Commonwealth grants**


		2024 (\$000)	2023 (\$000)
AASB 1058.26	National Partnership Payments		
	- Recurrent grants	50	30
	- Capital grants	1,050	970
	<b>Total Commonwealth grants</b>	<b>1,100</b>	<b>1,000</b>

AASB 1058.10 Recurrent grants are recognised as income when the grants are receivable.

AASB 1058.16, 32-36 Income from grants to acquire/construct a recognisable non-financial asset to be controlled by the Agency is recognised when the Agency satisfies its obligations under the transfer. The Agency satisfies the obligations under the transfer over time as the non-financial assets are being constructed. The Agency typically satisfies the obligations under the transfer when it achieves milestones specified in the grant agreement and amounts received in advance of obligation satisfaction are reported at [note 6.5](#). [Disclose the significant judgements made in evaluating when the Agency has satisfied its obligations]



Please note that the accounting policy for commonwealth grants, as noted above, are generic accounting policies and should be tailored to suit your relevant agency.

	<b>Guidance – National Partnership Payments</b>
APG 5	<p><i>National Partnership Payments (NPP) are generally be accounted for in accordance with AASB 1058. However, this would not necessarily result in cash accounting. For example, in relation to the Disaster Recovery Funding Arrangements where the Commonwealth will provide financial assistance to the State in certain circumstances (usually in the form of partial reimbursement of the State’s expenditure and estimated reconstruction costs), the State would be able to recognise income under AASB 1058 when it incurs eligible expenses (prior to receiving the Commonwealth payments). This accrual accounting is possible because of the ‘enforceable’ Intergovernmental Agreement.</i></p> <p><i>Note that NPPs for capital purposes shall be accounted for in accordance with paragraphs 15-16 of AASB 1058. For example, in relation to the NPP on Land Transport Infrastructure Projects where the Commonwealth provides funding for land transport infrastructure projects administered under the National Land Transport Act 2014, a capital grant liability will be recognised for any Commonwealth payments received in-advance. The State (through its agencies) will then recognise income when it achieves agreed project milestones.</i></p>

Reference

**4.5 Other income**

	Notes	2024 (\$000)	2023 (\$000)	
APG 6	Employee contributions <sup>(a)</sup> [Other income]	3.1(a)	2,000	1,600
			<b>2,000</b>	<b>1,600</b>
AASB 101.98(c)	<b>Net proceeds from disposal of non-current assets</b>			
	Land		990	-
	Plant, equipment and vehicles		1,808	11,190
	<b>Carrying amount of non-current assets disposed</b>			
	Land		(690)	-
	Plant, equipment and vehicles		(1,938)	(6,490)
TI 1102(7)(ii)(e)	<b>Net gains/(losses) on disposal of non-current assets</b>		<b>170</b>	<b>4,700</b>
	[List types of other material gains/(losses)]		-	-
	<b>Other gains/(losses)</b>		-	-
	<b>Total other income</b>		<b>2,170</b>	<b>6,300</b>

(a) Income received by the Agency from subleasing of right-of-use assets relates to lease payments received from operating leases. The Agency has leased a number of right-of-use assets from the Government Regional Officer Housing (GROH), which it subleases out to employees at a subsidised rate. Information on the Agency's leasing arrangements with GROH can be found in [note 3.1\(a\)](#).

AASB 101.34

**Gains and losses on the disposal of non-current assets** are presented by deducting from the proceeds on disposal the carrying amount of the asset and related selling expenses. Gains and losses are recognised in profit or loss in the statement of comprehensive income.

	<b>Guidance – Gains/(losses) on disposal</b>
TI 1102(6)(iv)(a), (7)(iv)	<p><i>Net disposal proceeds are gross proceeds less costs to sell. Costs to sell (e.g. sales commissions netted from agency receipts) are ordinarily immaterial. Where the amounts are material, additional disclosure is warranted.</i></p> <p><i>Insured non-current assets written-off as a result of an insurable event should be treated as other expenses (write-off of assets destroyed by fire/storm/earthquake etc.). The subsequent insurance recovery is to be treated as 'Income from State Government' when it is received or receivable.</i></p> <p><i>TI 1102(7)(i) &amp; (ii) requires any material net gain/(loss), other income or other expense components of this note disclosure to be presented on the face of the Statement of comprehensive income. The amounts recognised in these models is immaterial and presentation in the notes is compliant with the required treatment.</i></p>



Did you have instances of:

- Material reversals of impairments; and
- Revaluation increments (offsetting decrements).

**These will need to be disclosed as other income.**

## 5. Key assets

This section includes information regarding the key assets the Agency utilises to gain economic benefits or provide service potential. The section sets out both the key accounting policies and financial information about the performance of these assets:

	<b>Notes</b>
Infrastructure, property, plant and equipment	<a href="#">5.1</a>
Intangibles	<a href="#">5.2</a>
Right-of-use assets	<a href="#">5.3</a>
Service concession assets	<a href="#">5.4</a>

## 5.1 Infrastructure, property, plant and equipment

Year ended 30 June 2024	Land	Buildings	Buildings under construction	Plant, equipment and vehicles	Office equipment	Infrastructure	Works of art	Total
	(\$000)	(\$000)	(\$000)	(\$000)	(\$000)	(\$000)	(\$000)	(\$000)
<b>1 July 2023</b>								
Gross carrying amount	97,910	494,164	96,090	24,505	800	624,079	150	1,337,698
Accumulated depreciation	-	(55,454)	-	(12,156)	(94)	(23,002)	-	(90,706)
Accumulated impairment loss	-	-	-	-	-	-	-	-
<b>Carrying amount at start of period</b>	<b>97,910</b>	<b>438,710</b>	<b>96,090</b>	<b>12,349</b>	<b>706</b>	<b>601,077</b>	<b>150</b>	<b>1,246,992</b>
Additions	-	22,400	20,000	16,327	-	-	-	58,727
Transfers <sup>(a)</sup>	-	-	-	(3,370)	-	-	-	(3,370)
Disposals	-	-	-	-	-	-	-	-
Reclassification of assets held for sale								
Revaluation increments/(decrements)	15,000	45,000	-	-	-	40,000	-	100,000
Impairment losses <sup>(b)</sup>	-	-	-	-	-	-	-	-
Impairment losses reversed <sup>(b)</sup>	-	-	-	-	-	-	-	-
Depreciation	-	(17,939)	-	(6,091)	(160)	(8,587)	-	(32,777)
<b>Carrying amount at 30 June 2024</b>	<b>112,910</b>	<b>488,171</b>	<b>116,090</b>	<b>19,215</b>	<b>546</b>	<b>632,490</b>	<b>150</b>	<b>1,369,572</b>
Gross carrying amount	112,910	561,564	116,090	37,462	800	664,079	150	1,493,055
Accumulated depreciation	-	(73,393)	-	(18,247)	(254)	(31,589)	-	(123,483)
Accumulated impairment loss	-	-	-	-	-	-	-	-

(a) The Department of Planning, Lands and Heritage (DPLH) is the only Department with the power to sell Crown land. The land is transferred to DPLH for sale and the agency accounts for the transfer as a distribution to owner.

(b) Recognised in the Statement of comprehensive income. Where an asset measured at cost is written down to recoverable amount, an impairment loss is recognised in profit or loss. Where a previously revalued asset is written down to recoverable amount, the loss is recognised as a revaluation decrement in other comprehensive income.

Year ended 30 June 2023	Land	Buildings	Buildings under construction	Plant, equipment and vehicles	Office equipment	Infrastructure	Works of art	Total
	(\$000)	(\$000)	(\$000)	(\$000)	(\$000)	(\$000)	(\$000)	(\$000)
<b>1 July 2023</b>								
Gross carrying amount	93,500	418,925	70,000	28,170	800	612,079	150	1,223,624
Accumulated depreciation	-	(38,032)	-	(5,002)	(44)	(14,202)	-	(57,280)
Accumulated impairment loss	-	-	-	-	-	-	-	-
<b>Carrying amount at start of period</b>	<b>93,500</b>	<b>380,893</b>	<b>70,000</b>	<b>23,168</b>	<b>756</b>	<b>597,877</b>	<b>150</b>	<b>1,166,344</b>
Additions	-	57,239	26,090	3,663	-	10,000	-	96,992
Transfers <sup>(a)</sup>	(1,090)	-	-	-	-	-	-	(1,090)
Disposals	-	-	-	-	-	-	-	-
Reclassification of assets held for sale								
Revaluation increments/(decrements)	5,500	18,000	-	-	-	2,000	-	25,500
Impairment losses <sup>(b)</sup>	-	-	-	-	-	-	-	-
Impairment losses reversed <sup>(b)</sup>	-	-	-	-	-	-	-	-
Depreciation	-	(17,422)	-	(7,154)	(50)	(8,800)	-	(33,426)
Write-off of assets destroyed by earthquake	-	-	-	(370)	-	-	-	(370)
Classified as held for sale	-	-	-	(6,958)	-	-	-	(6,958)
<b>Carrying amount at 30 June 2023</b>	<b>97,910</b>	<b>438,710</b>	<b>96,090</b>	<b>12,349</b>	<b>706</b>	<b>601,077</b>	<b>150</b>	<b>1,246,992</b>
Gross carrying amount	97,910	494,164	96,090	24,505	800	624,079	150	1,337,698
Accumulated depreciation	-	(55,454)	-	(12,156)	(94)	(23,002)	-	(90,706)
Accumulated impairment loss	-	-	-	-	-	-	-	-

(a) The Department of Planning, Lands and Heritage (DPLH) is the only Department with the power to sell Crown land. The land is transferred to DPLH for sale and the agency accounts for the transfer as a distribution to owner.

(b) Recognised in the Statement of comprehensive income. Where an asset measured at cost is written down to recoverable amount, an impairment loss is recognised in profit or loss. Where a previously revalued asset is written down to recoverable amount, the loss is recognised as a revaluation decrement in other comprehensive income.

**Reference****Initial recognition**

AASB 116.73  
TI 1101(14)  
TI 1102(11)

Items of infrastructure, property, plant and equipment, costing \$5,000 or more are measured initially at cost. Where an asset is acquired for no cost or significantly less than fair value, the cost is valued at its fair value at the date of acquisition. Items of infrastructure, property, plant and equipment costing less than \$5,000 are immediately expensed direct to the Statement of comprehensive income (other than where they form part of a group of similar items which are significant in total).

The cost of a leasehold improvement is capitalised and depreciated over the shorter of the remaining term of the lease or the estimated useful life of the leasehold improvement.

**Subsequent measurement**

AASB 116.31,  
TI 954

Subsequent to initial recognition of an asset, the revaluation model is used for the measurement of:

- land; and
- buildings.

Land is carried at fair value.

Buildings are carried at fair value less accumulated depreciation and accumulated impairment losses.

Infrastructure, plant and equipment are stated at historical cost less accumulated depreciation and accumulated impairment losses.

**Land and buildings** are independently valued annually by the Western Australian Land Information Authority (Landgate) and recognised annually to ensure that the carrying amount does not differ materially from the asset's fair value at the end of the reporting period.

AASB 116.77

Land and buildings were revalued as at 1 July 2023 by Landgate. The valuations were performed during the year ended 30 June 2024 and recognised at 30 June 2024. In undertaking the revaluation, fair value was determined by reference to market values for land: \$108,000,000 (2023: \$93,640,000) and buildings: \$348,821,000 (2023: \$320,969,000). For the remaining balance, fair value of buildings was determined on the basis of current replacement cost and fair value of land was determined on the basis of comparison with market evidence for land with low level utility (high restricted use land).




The above wording is provided on an example basis only. Agencies should be tailoring these disclosures to meet their facts and circumstances.



AASB 13.B2

**Significant assumptions and judgements:** The most significant assumptions and judgements in estimating fair value are made in assessing whether to apply the existing use basis to assets and in determining estimated economic life. Professional judgement by the valuer is required where the evidence does not provide a clear distinction between market type assets and existing use assets.

	<b>Guidance – Infrastructure, property, plant and equipment</b>
	<b>Initial recognition</b>
	<i>The following guidance is relevant in relation to the initial recognition and measurement of assets:</i>
AASB 116.Aus1 5.1	<ul style="list-style-type: none"> <li>Assets acquired for significantly less than fair value should be initially recognised at their fair value.</li> </ul>
AASB 116.16	<ul style="list-style-type: none"> <li>All other assets are initially measured at cost. AASB 116 Property, Plant and Equipment provides guidance around the elements of cost. Agencies should make reference to this guidance when acquiring and/or developing new assets.</li> </ul>
TI 1102(11)(ii)	Agencies should consider their capitalisation thresholds when recognising new assets and/or elements of cost that make up new assets.
	<b>Subsequent measurement</b>
TI 954	Land and buildings are mandated by TI 954 Revaluation of Non-Current Physical Assets to be subsequently measured at fair value. In addition, land and buildings measured where AASB 140 Investment properties applies must also subsequently be measured at fair value.
	<i>The adoption of the fair value basis for subsequent measurement of infrastructure, plant and equipment is at the agency's discretion.</i>
	<i>All assets within a class (e.g. buildings) must have the same measurement principles applied to it.</i>
	<i>In this model, the agency has recognised revaluations annually. However, AASB 116 only requires revaluations to be made with sufficient regularity to ensure that the carrying amount does not differ materially from that which would be determined using fair value at the end of the reporting period.</i>
	<b>On revaluation</b>
AASB 116.35	<p>Agencies may elect to either:</p> <ul style="list-style-type: none"> <li>restate the gross carrying amount by reference to observable market data (gross method); or</li> <li>eliminate accumulated depreciation against the gross carrying amount of the asset and restate the net carrying amount to the revalued amount (net method).</li> </ul>
TI 954 Guidelines	<i>This model is prepared on the <b>gross basis</b> and the disclosure above reflects this election. By retaining useful information the basis provides a better disclosure outcome, though it may not always be practicable.</i>

**Reference****5.1.1 Depreciation and impairment  
Charge for the period**

	Notes	2024 (\$000)	2023 (\$000)
<b>Depreciation</b>			
Plant, equipment and vehicles	<a href="#">5.1</a>	6,091	7,154
Buildings	<a href="#">5.1</a>	17,939	17,422
Infrastructure	<a href="#">5.1</a>	8,587	8,800
Office equipment	<a href="#">5.1</a>	160	50
<b>Total depreciation for the period</b>		<b>32,777</b>	<b>33,426</b>

As at 30 June 2024, there were no indications of impairment to property, plant and equipment or infrastructure.

All surplus assets at 30 June 2024 have either been classified as assets held for sale or have been written-off.



This model assumes that no impairment charge has been recognised. Additional tables will need to be included to make the necessary impairment disclosures.



AASB 116. 51, 52,  
73(b)

## Useful lives

All infrastructure, property, plant and equipment having a limited useful life are systematically depreciated over their estimated useful lives in a manner that reflects the consumption of their future economic benefits. The exceptions to this rule include assets held for sale, land and investment properties.

Depreciation is generally calculated on a straight-line basis, at rates that allocate the asset's value, less any estimated residual value, over its estimated useful life. Typical estimated useful lives for the different asset classes for current and prior years are included in the table below:

Asset	Useful life: years
Building	20 to 40 years
Plant and equipment	10 to 15 years
Office equipment	5 years
Software <sup>(a)</sup>	3 to 5 years
Motor vehicles	3 to 7 years
Infrastructure	55 to 80 years

(a) Software that is integral to the operation of related hardware.

The estimated useful lives, residual values and depreciation method are reviewed at the end of each annual reporting period, and adjustments should be made where appropriate.

Land and works of art, which are considered to have an indefinite life, are not depreciated. Depreciation is not recognised in respect of these assets because their service potential has not, in any material sense, been consumed during the reporting period.



The useful lives illustrated in the Model are for illustrative purposes only. Agencies should determine appropriate useful lives for asset classes.

Other agencies may comment on indefinite lives of earthworks, land under roads, and core cultural assets where those assets are germane to their Statement of financial position.

## Impairment

AASB 136.9, 59

Non-financial assets, including items of infrastructure, plant and equipment, are tested for impairment whenever there is an indication that the asset may be impaired. Where there is an indication of impairment, the recoverable amount is estimated. Where the recoverable amount is less than the carrying amount, the asset is considered impaired and is written down to the recoverable amount and an impairment loss is recognised.

AASB 136.60

Where an asset measured at cost is written down to its recoverable amount, an impairment loss is recognised through profit or loss.

AASB 136.Aus61.1

Where a previously revalued asset is written down to its recoverable amount, the loss is recognised as a revaluation decrement through other comprehensive income.

AASB 136.Aus5.1


As the Agency is a not-for-profit agency, the recoverable amount of regularly revalued specialised assets is anticipated to be materially the same as fair value.

If there is an indication that there has been a reversal in impairment, the carrying amount shall be increased to its recoverable amount. However, this reversal should not increase the asset's carrying amount above what would have been determined, net of depreciation or amortisation, if no impairment loss had been recognised in prior years.

The risk of impairment is generally limited to circumstances where an asset's depreciation is materially understated, where the replacement cost is falling or where there is a significant change in useful life. Each relevant class of assets is reviewed annually to verify that the accumulated depreciation/amortisation reflects the level of consumption or expiration of the asset's future economic benefits and to evaluate any impairment risk from declining replacement costs.



Consider the policy wording above. It includes policy descriptions for impairment reversals. Agencies should ensure they tailor policies to their circumstances.

	<b>Guidance – Depreciation and impairment</b>
<p>AASB 116.50-51, 60-61</p>	<p><b>Depreciation</b></p> <p>AASB 116 <i>Property, Plant and Equipment</i> and AASB 138 <i>Intangible Assets</i> require that the consumption of physical or intangible assets by wear over time is classified as either depreciation or amortisation expense.</p> <p>Agencies should be electing depreciation policies and useful lives that best reflect the pattern of use.</p> <p>Agencies should ensure they are reviewing at least annually:</p> <ul style="list-style-type: none"> <li>• depreciation methods;</li> <li>• useful lives; and</li> <li>• residual values.</li> </ul> <p>Where adjustments are required, these should be treated as adjustments to an estimate. The change in depreciation only affects prospective Statements of comprehensive income. Changes to previously recognised depreciation expenses are expressly prohibited.</p>
<p>AASB 136.9, Aus61.1</p>	<p><b>Impairment</b></p> <p><b>Steps to follow to determine whether an asset is impaired:</b></p> <ul style="list-style-type: none"> <li>• Each agency shall apply AASB 136 <i>Impairment of Assets</i> to determine whether an asset is impaired and to account for any impairment loss identified.</li> <li>• Each agency shall assess at the end of each reporting period whether there is any indication that an asset may be impaired.</li> <li>• AASB 136.12 sets out potential indicators of impairment.</li> <li>• Indicators can be external and internal to the organisation and include factors such as: <ul style="list-style-type: none"> <li>– evidence of obsolescence or damage</li> <li>– changes in Government policy</li> <li>– technological changes</li> </ul> </li> </ul>
<p>AASB 136.12</p>	<p>Agencies should consider all factors and evidence available to them when assessing for indicators of impairment.</p> <p>If any such indication exists, the agency shall estimate the recoverable amount of the asset.</p> <p>Recoverable amount is the higher of fair value less costs of disposal and value in use.</p> <p>For not-for-profit agencies regularly revaluing specialised assets, the recoverable amount is anticipated to be materially the same as fair value.</p> <p>Please note that the above is generic and each agency should refer to AASB 136 and their individual circumstances to determine if impairment exists.</p>
<p>AASB 136.59, 60</p>	<p><b>Steps to follow after it was concluded that the asset is impaired:</b></p> <ul style="list-style-type: none"> <li>• If the recoverable amount of an asset (or cash-generating unit) is estimated to be less than its carrying amount, the carrying amount of the asset (or cash-generating unit) is reduced to its recoverable amount.</li> <li>• An impairment loss is recognised immediately in profit or loss for items carried at historical cost.</li> <li>• If the relevant asset is carried at a revalued amount, in which case the impairment loss is treated as a revaluation decrease and accounted for in other comprehensive income.</li> </ul>
<p>AASB 136.117, 119</p>	<p><b>Steps to follow if there is a reversal in an impairment loss previously recognised:</b></p> <ul style="list-style-type: none"> <li>• When an impairment loss subsequently reverses, the carrying amount of the asset (or cash-generating unit) is increased to the revised estimate of its recoverable amount. The increased carrying amount cannot exceed the carrying amount that would have been determined had no impairment loss been recognised for the asset (or cash-generating unit) in prior years.</li> </ul>

- A reversal of an impairment loss is recognised immediately in profit or loss, unless the relevant asset is carried at a revalued amount, in which case the reversal of the impairment loss is treated as a revaluation increase.
- If the above is the case, please refer to AASB 136 for further guidance.

## Reference

**5.2 Intangible assets**

AASB 138.118

Year ended 30 June 2024	Licences (\$000)	Computer Software (\$000)	Total (\$000)
<b>1 July 2023</b>			
Gross carrying amount	200	1,994	2,194
Accumulated amortisation	(20)	(772)	(792)
<b>Carrying amount at start of period</b>	<b>180</b>	<b>1,222</b>	<b>1,402</b>
Additions	-	-	-
Classified as held for sale	-	-	-
Impairment losses	-	-	-
Impairment losses reversed	-	-	-
Amortisation expense	(10)	(384)	(394)
<b>Carrying amount at 30 June 2024</b>	<b>170</b>	<b>838</b>	<b>1,008</b>

Year ended 30 June 2023	Licences (\$000)	Computer Software (\$000)	Total (\$000)
<b>1 July 2022</b>			
Gross carrying amount	200	1,994	2,194
Accumulated amortisation	(10)	(388)	(398)
<b>Carrying amount at start of period</b>	<b>190</b>	<b>1,606</b>	<b>1,796</b>
Additions	-	-	-
Classified as held for sale	-	-	-
Impairment losses	-	-	-
Impairment losses reversed	-	-	-
Amortisation expense	(10)	(384)	(394)
<b>Carrying amount at 30 June 2023</b>	<b>180</b>	<b>1,222</b>	<b>1,402</b>

**Initial recognition**AASB 138.24,  
Aus24.1

Intangible assets are initially recognised at cost. For assets acquired at no cost or for nominal cost, the cost is their fair value at the date of acquisition.

TI 1101(14)

Acquired and internally generated intangible assets costing \$5,000 or more that comply with the recognition criteria of AASB 138.57 *Intangible Assets* (as noted above), are capitalised.

Costs incurred below these thresholds are immediately expensed directly to the Statement of comprehensive income.

AASB 138.57

An internally generated intangible asset arising from development (or from the development phase of an internal project) is recognised if, and only if, all of the following are demonstrated:

- the technical feasibility of completing the intangible asset so that it will be available for use or sale;
- an intention to complete the intangible asset, and use or sell it;
- the ability to use or sell the intangible asset;
- the intangible asset will generate probable future economic benefit;

- (e) the availability of adequate technical, financial and other resources to complete the development and to use or sell the intangible asset; and
- (f) the ability to measure reliably the expenditure attributable to the intangible asset during its development.

AASB 138.54, 57 Costs incurred in the research phase of a project are immediately expensed.



This note should be tailored to meet the requirements of your agency. TI 1101(14) permits agencies to make a policy election for the unit of account for intangible assets, stipulating that the minimum recognised asset be \$5,000 or greater.

Research and development expenditures require separate disclosure.

### Subsequent measurement

AASB 138.74

The cost model is applied for subsequent measurement of intangible assets, requiring the asset to be carried at cost less any accumulated amortisation and accumulated impairment losses.



This note should be tailored to meet the requirements of your agency. There may be elements of the policy wording that can be omitted or summarised depending on your agency's circumstances.

Reference

### 5.2.1 Amortisation and impairment

#### Charge for the period

	2024 (\$000)	2023 (\$000)
Licences	10	10
Computer software	384	384
<b>Total amortisation for the period</b>	<b>394</b>	<b>394</b>

AASB 136.9

As at 30 June 2024 there were no indications of impairment to intangible assets.

AASB 136.10

The Agency held no goodwill or intangible assets with an indefinite useful life during the reporting period. At the end of the reporting period there were no intangible assets not yet available for use.

Amortisation of finite life intangible assets is calculated on a straight-line basis at rates that allocate the asset's value over its estimated useful life. All intangible assets controlled by the Agency have a finite useful life and zero residual value. Estimated useful lives are reviewed annually.


The estimated useful lives for each class of intangible asset are:


Asset	Useful life: years
Licences	up to 10 years
Development Costs	3 to 5 years
Software <sup>(a)</sup>	3 to 5 years
Website Costs	3 to 5 years

(a) Software that is not integral to the operation of any related hardware.

**Impairment of intangible assets**

- AASB 138.108 Intangible assets with indefinite useful lives are tested for impairment annually or when an indication of impairment is identified.
- AASB 136.10(a) The policy in connection with testing for impairment is outlined in [note 5.1.1](#).

	<b>Guidance – Intangibles</b>
APG 2	<i>The following is relevant for the recognition and measurement of intangibles:</i>
TI 1101(14)	<ul style="list-style-type: none"> <li>• Agencies should assess their own circumstances in determining capitalisation thresholds for intangible assets (TI 1101 requires a minimum threshold of \$5,000).</li> </ul>
AASB 138.75-78	<ul style="list-style-type: none"> <li>• Intangible assets can only be revalued to fair value where an active market exists. Please note that it is exceptionally rare that an active market exists for intangible assets and it is therefore unlikely that intangible assets will be revalued to fair value.</li> </ul>
AASB 138.107-108	<ul style="list-style-type: none"> <li>• Intangible assets that have an indefinite useful life are not subject to amortisation but must be tested annually for impairment.</li> </ul>
AASB 138.97	<ul style="list-style-type: none"> <li>• Amortisation is allocated on a systemic basis over the useful life when the intangible asset becomes available for use. It ceases when the asset is classified as held-for-sale or where the asset is derecognised.</li> </ul>
	<p><b>Disclosure of amortisation</b></p> <p>An agency shall disclose the line item(s) of the statement of comprehensive income in which any amortisation of intangible assets is included.</p>
AASB 138.122(b)	<p>An agency shall also disclose a description, the carrying amount and remaining amortisation period of any individual intangible asset that is material to the financial statements.</p>
	<p><b>Additional disclosures for indefinite life Intangible assets</b></p> <p>An agency shall disclose, for an intangible asset assessed as having an indefinite useful life, the carrying amount of that asset and the reasons supporting the assessment of an indefinite useful life. In giving these reasons, the agency shall describe the factor(s) that played a significant role in determining that the asset has an indefinite useful life.</p>
	<p><b>Impairment of intangible assets</b></p> <p>An agency discloses information on impaired intangible assets in accordance with AASB 136 Impairment of Assets in addition to the information required by AASB 138 Intangible Assets.</p>

	<b>Additional disclosures – Intangibles</b>
	<p>The following are examples of policy notes that may be applicable for some agencies:</p> <p><b>Licences</b></p> <p>Licences have a finite useful life and are carried at cost less accumulated amortisation and accumulated impairment losses.</p> <p><b>Website Costs</b></p> <p>Website costs are expensed when incurred unless they directly relate to the acquisition or development of an intangible asset. In this instance they may be capitalised and amortised. Generally, costs in relation to feasibility studies during the planning phase of a website, and ongoing costs of maintenance during the operating phase are expensed. Costs incurred in building or enhancing a website that can be reliably measured, are capitalised to the extent that they represent probable future economic benefits.</p> <p><b>Research and Development Costs</b></p> <p>Research costs are expensed as incurred. Development costs incurred for an individual project are carried forward when the future economic benefits can be reasonably regarded as assured and the costs base exceeds the agency's asset recognition threshold. Other development costs are expensed as incurred.</p> <p><b>Computer Software</b></p> <p>Software that is an integral part of the related hardware is recognised as part of the tangible asset. Software that is not an integral part of the related hardware is recognised as an intangible asset. Software costing less than \$5,000 is expensed in the year of acquisition.</p>

## 5.3 Right-of-use assets

Year ended 30 June 2024	Land	Buildings	Plant, equipment and vehicles	Residential housing	Concessionary leases [ <i>Specify asset class</i> ]	Total
	(\$000)	(\$000)	(\$000)	(\$000)	(\$000)	(\$000)
<b>At 1 July 2023</b>						
Gross carrying amount	-	21,022	3,605	-	-	24,627
Accumulated depreciation	-	(1,907)	(1,475)	-	-	(3,382)
Accumulated impairment loss	-	-	-	-	-	-
<b>Carrying amount at start of period</b>	-	<b>19,115</b>	<b>2,130</b>	-	-	<b>21,245</b>
<i>AASB 16.53</i>						
Additions	-	3,353-	-	-	-	3,353-
Transfers	-	-	-	-	-	-
Disposals	-	-	-	-	-	-
Impairment losses	-	-	-	-	-	-
Impairment losses reversed	-	-	-	-	-	-
Depreciation	-	(1,890)	(703)	-	-	(2,593)
<i>AASB 16.53(j)</i>						
<b>Carrying amount at 30 June 2024</b>	-	<b>20,578</b>	<b>1,427</b>	-	-	<b>22,005</b>
Gross carrying amount	-	24,375	3,605	-	-	27,980
Accumulated depreciation	-	(3,797)	(2,178)	-	-	(5,975)
Accumulated impairment loss	-	-	-	-	-	-

Year ended 30 June 2023	Land	Buildings	Plant, equipment and vehicles	Residential housing	Concessionary leases <i>[Specify asset class]</i>	Total
	(\$000)	(\$000)	(\$000)	(\$000)	(\$000)	(\$000)
<b>At 1 July 2022</b>						
Gross carrying amount	-	21,022	3,605	-	-	24,627
Accumulated depreciation	-	-	(754)	-	-	(754)
Accumulated impairment loss	-	-	-	-	-	-
<b>Carrying amount at start of period</b>	-	<b>21,022</b>	<b>2,851</b>	-	-	<b>23,873</b>
Additions	-	-	-	-	-	-
Transfers	-	-	-	-	-	-
Disposals	-	-	-	-	-	-
Impairment losses	-	-	-	-	-	-
Impairment losses reversed	-	-	-	-	-	-
Depreciation	-	(1,907)	(721)	-	-	(2,628)
<b>Carrying amount at 30 June 2023</b>	-	<b>19,115</b>	<b>2,130</b>	-	-	<b>21,245</b>
Gross carrying amount	-	21,022	3,605	-	-	24,627
Accumulated depreciation	-	(1,907)	(1,475)	-	-	(3,382)
Accumulated impairment loss	-	-	-	-	-	-

AASB 16.53(j)



### Initial recognition

AASB 16.23, 24

At the commencement date of the lease, the Agency recognises right-of-use assets are measured at cost comprising of:

- the amount of the initial measurement of lease liability;
- any lease payments made at or before the commencement date less any lease incentives received;
- any initial direct costs; and
- restoration costs, including dismantling and removing the underlying asset.

This includes leased assets other than investment property Right-of-use assets, which are measured in accordance with AASB 140 *Investment Property*.

The corresponding lease liabilities in relation to these right-of-use assets have been disclosed in [note 7.2 Lease liabilities](#).

The Agency has leases for vehicles, office and residential accommodations.

The Agency has also entered into Memorandum of Understanding Agreements with the Department of Finance for the leasing of office accommodation. These are not recognised under AASB 16 because of substitution rights held by the Department of Finance and are accounted for as an expense as incurred.

AASB 16.5  
TI 916(3)

The Agency has elected not to recognise right-of-use assets and lease liabilities for short-term leases (with a lease term of 12 months or less) and low value leases (with an underlying value of \$5,000 or less). Lease payments associated with these leases are expensed over a straight-line basis over the lease term.

### Subsequent measurement

AASB 16.29

The cost model is applied for subsequent measurement of right-of-use assets, requiring the asset to be carried at cost less any accumulated depreciation and accumulated impairment losses and adjusted for any re-measurement of lease liability.

### Depreciation and impairment of right-of-use assets

Right-of-use assets are depreciated on a straight-line basis over the shorter of the lease term and the estimated useful lives of the underlying assets.

If ownership of the leased asset transfers to the Agency at the end of the lease term or the cost reflects the exercise of a purchase option, depreciation is calculated using the estimated useful life of the asset.

AASB 16.33  
AASB 136.10(a)

Right-of-use assets are tested for impairment when an indication of impairment is identified. The policy in connection with testing for impairment is outlined in [note 5.1.1](#).



This note should be tailored to meet the requirements of your agency. There may be elements of the policy wording that can be omitted or summarised depending on your agency's circumstances.

AASB 16.53 The following amounts relating to leases have been recognised in the statement of comprehensive income:

	2024 (\$000)	2023 (\$000)
	2,593	2,628
AASB 16.53(b) Depreciation expenses of right-of-use assets	365	371
AASB 16.53(e) Lease interest expense	232	237
AASB 16.53(c) Expenses relating to variable lease payments not included in lease liabilities	-	-
AASB 16.53(d) Short-term leases	118	122
AASB 16.53(i) Low-value leases	-	-
AASB 16.53(i) Gains or losses arising from sale and leaseback transactions	-	-

AASB 16.53(g) AASB 136.9 The total cash outflow for leases in 2024 was \$6,300,000 (2023: \$1,200,000). As at 30 June 2024 there were no indications of impairment to right-of-use assets.



### Guidance – Right-of-use assets under concessionary leases

AASB 16.Aus59.1  
TI 916(5)

TI 916 mandates that right-of-use assets resulting from concessionary leases are measured at cost, comprising of:

- the amount of the initial measurement of lease liability;
- any lease payments made at or before the commencement date less any lease incentives received;
- any initial direct costs; and
- restoration costs, including dismantling and removing the underlying asset.

Therefore, in accordance with AASB 16 Leases, where the lessee is a not-for-profit entity and where the leases have below-market terms and conditions principally to enable the entity to further its objectives (concessionary leases) and measures a class or classes of concessionary lease right-of-use assets at initial recognition at cost, the lessee shall disclose additional qualitative and quantitative information about those leases necessary to meet the disclosure objectives. This is to ensure users understand the effects of these leases on the entity's financial position, financial performance and cash flows.

This additional information shall include, but is not limited to, information that helps users of financial statements to assess:

(a) the entity's dependence on leases that have significantly below-market terms and conditions principally to enable the entity to further its objectives; and


(b) the nature and terms of the leases, including:

- (i) the lease payments;
- (ii) the lease term;
- (iii) a description of the underlying assets; and
- (iv) restrictions on the use of the underlying assets specific to the entity.



### 5.4 Service Concession Assets

This note header has been included as a placeholder for the disclosure of service concession assets.

	<b>Guidance – Service concession assets</b>
<p>AASB 1059.2</p>	<p><b>Scope</b></p> <p><i>Service concession arrangement is an arrangement which involves an operator:</i></p> <ul style="list-style-type: none"> <li>• <i>that is contractually obliged to provide public services related to a service concession asset on behalf of the grantor; and</i></li> <li>• <i>managing at least some of those services under its own discretion, rather than at the direction of the grantor.</i></li> </ul> <p><i>Whether an arrangement is providing a public service is a significant area of judgement, as the Standard does not define public services. The Standard, however, has identified the following indicators of public services:</i></p> <ul style="list-style-type: none"> <li>• <i>the services are necessary or essential to the general public;</i></li> <li>• <i>generally expected to be provided by a public sector entity in accordance with government policy or regulation; and</i></li> <li>• <i>services provided by the asset are not wholly consumed by a public sector entity for the purpose of assisting in the delivery of public services and managed by an external party.</i></li> </ul>
<p>AASB 1059.B7</p>	<p><i>The provision of primary or ancillary services by assets in service concession arrangements are other key considerations that should be taken into account in assessing whether assets provide public services. Ancillary services are excluded from public services assessment as they relate to services that are insignificant to the arrangement as a whole.</i></p> <p><b>Recognition</b></p>
<p>AASB 1059.B16</p>	<p><i>Control is an essential aspect in assessing whether an arrangement is a service concession arrangement. It is defined as the ability to exclude or regulate access to the benefits of an asset.</i></p> <p><i>Control can be explicit or implicit. The grantor may have explicit control through rights held under the contractual arrangement or the grantor may have implicit control through regulation. It is not essential for the contract to specify the grantor’s control. Explicit or implicit control over the asset would result in the arrangement falling within the scope of AASB 1059.</i></p>
<p>AASB 1059.5</p>	<p><i>The grantor has control of the asset if, and only if:</i></p> <ol style="list-style-type: none"> <li><i>(a) the grantor controls or regulates what services the operator must provide with the asset, to whom it must provide them, and at what price; and</i></li> <li><i>(b) the grantor controls significant residual interest in the asset at the end of the term of the arrangement.</i></li> </ol>
<p>AASB 1059.6, B36</p>	<p><i>Requirement (b) above is not applicable for assets that will be used in a service concession arrangement for its entire economic life or the major part of its economic life. The grantor is considered to have control if they meet requirement (a) under this circumstance.</i></p> <p><i>Assets recognised in a service concession arrangement include:</i></p> <ul style="list-style-type: none"> <li>• <i>existing assets of the operator or grantor provided for use in the arrangement;</i></li> <li>• <i>asset constructed, developed, acquired or otherwise provided by the operator; and</i></li> <li>• <i>upgrade or replacement of a major component of any of the above assets.</i></li> </ul> <p><i>Service concession arrangements may involve multiple assets, comprising of a primary asset that provides the principal public service, and a secondary asset that is used or mainly used to complement the primary asset. Both of which can fall within the scope of AASB 1059.</i></p> <p><i>Where an arrangement contains several assets, the grantor should separately assess individual components of the assets within the arrangement that are:</i></p> <ul style="list-style-type: none"> <li>• <i>physically separable;</i></li> <li>• <i>capable of being operated independently; and</i></li> <li>• <i>meet the definition of a cash-generating unit under AASB 136 Impairment of Assets.</i></li> </ul> <p><i>In recognising a service concession asset, the grantor is required to recognise a corresponding liability.</i></p>

**Measurement**

AASB 1059.11

A service concession asset is initially measured at current replacement cost in accordance with the cost approach to fair value in AASB 13 Fair Value Measurement.

AASB 1059.7

This same measurement approach applies to existing assets of an agency that has been reclassified as service concession assets at the date of reclassification. Any difference between the carrying amount of the asset and its current replacement cost will be accounted for as if it is a revaluation of the asset.

AASB 1059.8

Subsequent to initial recognition or reclassification, a service concession asset is depreciated or amortised in accordance with AASB 116 Property, Plant and Equipment or AASB 138 Intangible Assets, with any impairment recognised in accordance with AASB 136.

AASB 1059.9(a)

References to fair value in other Standards shall be read as references to current replacement cost in accordance with AASB 1059.

At the end of the service concession arrangement, the agency:

AASB 1059.9(b)

(a) reclassifies the asset based on its nature or function;

(b) discontinue references to fair value in other Standards as current replacement cost under AASB 1059; and

AASB 1059.10

(c) derecognises the asset in accordance with AASB 116 or AASB 138 when the agency loses control of the asset.

**Example Disclosure**

The example disclosure below is only intended to demonstrate how agencies could satisfy their disclosure obligations under AASB 1059 Service Concession Assets: Grantor.

Name of the service concession asset (SCA)	Service concession asset 1	Service concession asset 2
Description of the arrangements		
Terms of the arrangement		
Period of the arrangement		
Rights and obligations		
Changes in the arrangements occurred in period ending 30 June 2024		
Carrying amount as at 30 June 2024		

## 6. Other assets and liabilities

This section sets out those assets and liabilities that arose from the Agency's controlled operations and includes other assets utilised for economic benefits and liabilities incurred during normal operations:

	<b>Notes</b>
Receivables	<a href="#">6.1</a>
Amounts receivable for services	<a href="#">6.2</a>
Other assets	<a href="#">6.3</a>
Payables	<a href="#">6.4</a>
Contract liabilities	<a href="#">6.5</a>
Capital grant liabilities	<a href="#">6.6</a>
Amounts due to Treasurer	<a href="#">6.7</a>
Other provisions	<a href="#">6.8</a>
Other liabilities	<a href="#">6.9</a>

<i>Reference</i>	<b>6.1 Receivables</b>	<b>2024</b>	<b>2023</b>
		<b>(\$000)</b>	<b>(\$000)</b>
<i>AASB 7.7</i>	<b>Current</b>		
<i>AASB 9.5.1.3, 5.2.1</i>	Trade receivables	9,215	9,264
<i>AASB 9.5.5.1</i>	Allowance for impairment of trade receivables	(118)	(18)
	Accrued revenue	-	-
	GST receivable	-	65
		<b>9,097</b>	<b>9,311</b>
<i>AASB 9.5.1.1, 5.2.1</i>	Loans and advances:		
	Other debtors	-	-
		-	-
	<b>Total current</b>	<b>9,097</b>	<b>9,311</b>
	<b>Non-current</b>		
	Accrued salaries account <sup>(a)</sup>	60	-
		<b>60</b>	<b>-</b>
<i>AASB 9.5.1.1, 5.2.1</i>	Loans and advances:		
	Other debtors	-	-
		-	-
	<b>Total non-current</b>	<b>60</b>	<b>-</b>
	<b>Total receivables</b>	<b>9,157</b>	<b>9,311</b>

(a) Funds transferred to Treasury for the purpose of meeting the 27<sup>th</sup> pay in a reporting period that generally occurs every 11 years. This account is classified as non-current except for the year before the 27<sup>th</sup> pay year.

*AASB 9.5.1.1, 5.1.3, 4.1.2, 5.4.1* Trade receivables are initially recognised at their transaction price or, for those receivables that contain a significant financing component, at fair value. The Agency holds the receivables with the objective to collect the contractual cash flows and therefore subsequently measured at amortised cost using the effective interest method, less an allowance for impairment.

*AASB 9.5.5.1, B3.2.16(r)* The Agency recognises a loss allowance for expected credit losses (ECLs) on a receivable not held at fair value through profit or loss. The ECLs based on the difference between the contractual cash flows and the cash flows that the entity expects to receive, discounted at the original effective interest rate. Individual receivables are written off when the Agency has no reasonable expectations of recovering the contractual cash flows.

*AASB 9.5.15, B5.5.35* For trade receivables, the Agency recognises an allowance for ECLs measured at the lifetime expected credit losses at each reporting date. The Agency has established a provision matrix that is based on its historical credit loss experience, adjusted for forward-looking factors specific to the debtors and the economic environment. Please refer to [note 3.3](#) for the amount of ECLs expensed in this reporting period.

Accrued salaries account contains amounts paid annually into the Treasurer's special purpose account. It is restricted for meeting the additional cash outflow for employee salary payments in reporting periods with 27 pay days instead of the normal 26. No interest is received on this account.

The account has been reclassified from 'Cash and cash equivalents' to 'Receivables' as it is considered that funds in the account are not cash but a right to receive the cash in future. Comparative amounts are not restated.



### Guidance – Receivables

AASB 7.25

*An agency shall disclose the fair value of each class of financial assets and financial liabilities in a way that permits it to be compared with its carrying amount.*

AASB 7.42D

*An agency shall disclose at each reporting date for each class of transferred financial assets that are not derecognised (including those that are not derecognised in their entirety):*

- (a) the nature of the transferred assets;*
- (b) the nature of the risks and rewards of ownership to which the agency is exposed;*
- (c) a description of the nature of the relationship between the transferred assets and the associated liabilities, including restrictions arising from the transfer on the agency's use of the transferred assets;*
- (d) when the agency continues to recognise all of the transferred assets, the carrying amount of the transferred assets and the associated liabilities; and*
- (e) when the agency continues to recognise the assets to the extent of its continuing involvement, the total carrying amount of the original assets before the transfer, the carrying amount of the assets that the agency continues to recognise, and the carrying amount of the associated liabilities.*



The above is included for example purposes. Agencies should ensure they tailor this note to fit their circumstances. Where a receivable balance is not material, the agency should consider whether disclosure is necessary.

## Reference


**6.1.1 Movement in the allowance for impairment of trade receivables**

	2024 (\$000)	2023 (\$000)
AASB 7.35H-I	<b>Reconciliation of changes in the allowance for impairment of trade receivables:</b>	
	18	15
AASB 9.5.5.8	100	8
AASB 9.5.4.4	-	(5)
	<b>118</b>	<b>18</b>

AASB 7.35K

The maximum exposure to credit risk at the end of the reporting period for trade receivables is the carrying amount of the asset inclusive of any allowance for impairment as shown in the table at [note 8.1\(c\)](#) 'Financial instruments disclosures'.

The Agency does not hold any collateral as security or other credit enhancements for trade receivables.

	<b>Guidance – Expected credit losses</b>
AASB 9.5.5.17	<p>An agency shall measure expected credit losses of a financial instrument in a way that reflects:</p> <ul style="list-style-type: none"> <li>• an unbiased and probability-weighted amount that is determined by evaluating a range of possible outcomes;</li> <li>• the time value of money; and</li> <li>• reasonable and supportable information that is available without undue cost or effort at the reporting date about past events, current conditions and forecasts of future economic conditions.</li> </ul>
AASB 9.B5.5.35	<p>An agency would use its historical credit loss experience (adjusted as appropriate) for trade receivables to estimate the lifetime expected credit losses. A provision matrix might, for example, specify fixed provision rates depending on the number of days that a trade receivable is past due (for example, 1 per cent if not past due, 2 per cent if less than 30 days past due, 3 per cent if more than 30 days but less than 90 days past due, 20 per cent if 90-180 days past due etc.). Depending on the diversity of its customer base, the agency would use appropriate groupings if its historical credit loss experience shows significantly different loss patterns for different customer segments. Examples of criteria that might be used to group assets include geographical region, product type, customer rating, collateral or trade credit insurance and type of customer (such as wholesale or retail).</p>



The above is included for example purposes. Agencies should ensure they tailor this note to fit their circumstances. Where a receivable balance is not material, the agency should consider whether disclosure is necessary.

## Reference

**6.2 Amounts receivable for services (Holding Account)**

	2024 (\$000)	2023 (\$000)
Current	17,139	19,750
Non-current	55,725	45,060
<b>Total amounts receivable for services at end of period</b>	<b>72,864</b>	<b>64,810</b>

**Amounts receivable for services** represent the non-cash component of service appropriations. It is restricted in that it can only be used for asset replacement or payment of leave liability.

TI 1101  
Guidelines

The amounts receivable for services are financial assets at amortised cost, and are not considered impaired (i.e. there is no expected credit loss of the holding accounts).



**6.3 Other assets**

	2024 (\$000)	2023 (\$000)
<b>Current</b>		
Other [describe]	550	483
<b>Total current</b>	<b>550</b>	<b>483</b>
<b>Non-current</b>		
Other [describe]	-	60
<b>Total non-current</b>	<b>-</b>	<b>60</b>
<b>Total other assets at end of period</b>	<b>550</b>	<b>620</b>



Entities should be applying materiality to all note disclosures to determine if their disclosure is relevant for the understanding of the financial statements.

**Reference**

AASB 7.6

**6.4 Payables**

	2024 (\$000)	2023 (\$000)
<b>Current</b>		
Trade payables	1,028	1,350
Other payables	528	480
Accrued expenses	201	160
Accrued salaries	2,450	2,801
Other [describe]	-	-
<b>Total payables at end of period</b>	<b>4,207</b>	<b>4,791</b>

AASB 9.5.1.1,  
5.3.1

AASB 119.11,153

AASB 7.21, B5

**Payables** are recognised at the amounts payable when the Agency becomes obliged to make future payments as a result of a purchase of assets or services. The carrying amount is equivalent to fair value as settlement for the Agency is generally within 15-20 days.

**Accrued salaries** represent the amount due to staff but unpaid at the end of the reporting period. Accrued salaries are settled within a fortnight after the reporting period. The Agency considers the carrying amount of accrued salaries to be equivalent to its fair value.



The above is included for example purposes. Agencies should ensure they tailor this note to fit their circumstances. Where a payable balance is not material, the agency should consider whether disclosure is necessary.

TI 323 *Timely Payment of Accounts* requirements payments for goods, services and construction of less than \$1 million and not subject to an exemption, to be paid within 20 days. Payments over \$1 million are required to be settled all payments within 30 calendar days of the sooner of the receipt of a correctly rendered invoice, or provision of goods or services.

## Reference

AASB 15.116

**6.5 Contract liabilities**

	2024 (\$000)	2023 (\$000)
<b>Reconciliation of changes in contract liabilities</b>		
Opening balance	895	397
Additions	638	895
Revenue recognised in the reporting period.	(895)	(397)
<b>Total contract liabilities at end of period</b>	<b>638</b>	<b>895</b>

Current	638	895
Non-current	-	-

AASB 15.117,  
118, 120

The Agency's contract liabilities relate to IT supports yet to be performed at the end of the reporting period. Typically, a contract payment is received upfront for 12 months of continuing support services.

The Agency expects to satisfy the performance obligations unsatisfied at the end of the reporting period within the next 12 months.

**6.6 Capital grant liabilities**

AASB 1058.16

	2024 (\$000)	2023 (\$000)
<b>Reconciliation of changes in capital grant liabilities</b>		
Opening balance at the beginning of the period	3,590	-
Additions	-	4,640
Income recognised in the reporting period.	(718)	(1,050)
<b>Capital grant liabilities at the end of period</b>	<b>2,872</b>	<b>3,590</b>

Current	574	718
Non-current	2,298	2,872

AASB 1058.16

The Agency recognises a capital grant liability for the excess of the initial carrying amount of a financial asset received in a transfer to enable the entity to acquire or construct a recognisable non-financial asset that is to be controlled by the entity.

When (or as) the obligations of the capital grant liability are satisfied under the transfer, the Agency recognises income in profit or loss. Information on the Agency's obligations can be found in [note 4.4](#).




Please note that the accounting policy for commonwealth grants, as noted above, are generic accounting policies and should be tailored to suit your relevant agency.

**6.6.1 Expected satisfaction of capital grant liabilities**

AASB 1058.33(a)

	2024 (\$000)	2023 (\$000)
<b>Expected satisfaction of capital grant liabilities</b>		
1 year	574	718
1 to 5 years	653	574
Over 5 years	1,645	2,298
	<b>2,872</b>	<b>3,590</b>

	<b>Guidance – Grant recognition</b>
AASB 1058.16 AASB 1058.IE6 - Example 9	<b>Capital grant liabilities</b> The agency will need to determine if obligations attached to a capital grant require deferral of income until the obligations are satisfied. Refer to AASB 1058.IE6 Example 9 for an example of the treatment of a capital grant.

**Reference****6.7 Amounts due to Treasurer**

	2024 (\$000)	2023 (\$000)
FMA sec 9		
Current	2,400	7,970
Non-current	-	-

AASB 7.21, B5 The **amount due to the Treasurer** is in respect of a Treasurer's Advance. This amount is payable within 12 months after the reporting period. Although no interest is charged on the outstanding amount, the carrying amount is equivalent to fair value.

**Reference****6.8 Other provisions**

	Notes	2024 (\$000)	2023 (\$000)
<b>Current</b>			
		62	45
Int 1	<a href="#">6.8.1</a>		
		-	-
	<a href="#">6.8.2</a>		
		62	45
<b>Total current</b>			
<b>Non-current</b>			
		-	-
Int 1	<a href="#">6.8.1</a>		
		550	525
	<a href="#">6.8.2</a>		
		550	525
		612	570
		<b>612</b>	<b>570</b>
		<b>612</b>	<b>570</b>

AASB 15.B30  
AASB 137.85

**6.8.1 Provision for warranty claims**

The provision for warranty claims represents the present value of the best estimate of the future outflow of economic benefits that will be required under the Agency's obligations for warranties under local sale of goods legislation. The estimate has been made on the basis of historical warranty trends and may vary as a result of new materials, altered manufacturing processes or other events affecting product quality.

Provision is made for the estimated warranty claims in respect of products sold which are still under warranty at the end of the reporting period. These claims are expected to be settled within two reporting periods, but this may be extended if claims are made late in the warranty period and are subject to confirmation by suppliers that component parts are defective.

AASB 137.85

**6.8.2 Restoration (make good) provision**

Some leased premises are required to be restored to their original condition at the end of their respective lease terms. A provision needs to be recognised for the present value of the estimated expenditure required to remove any leasehold improvements. These costs are capitalised as part of the cost of leasehold improvements or right-of-use assets and are amortised over the shorter of the lease term and the useful life of the assets.

Under [*detail circumstances*] the Agency has a legal or constructive obligation to dismantle [*detail the property*] and restore the site.

A restoration provision is recognised when:

- there is a present obligation as a result of [*exploration, development, production, transportation or storage*] activities undertaken;
- it is probable that an outflow of economic benefits will be required to settle the obligation; and
- the amount of the provision can be measured reliably.

The estimated future obligations include the costs of [*removing facilities, abandoning sites/wells and restoring the affected areas*].

The provision for future restoration costs is the best estimate of the present value of the expenditure required to settle the restoration obligation at the reporting date [*based on current legal and other requirements and technology*]. Future restoration costs are reviewed annually and any changes in the estimate are reflected in the present value of the restoration provision at each reporting date.





Agencies should also detail expected timing of payments, any significant uncertainties regarding the timing and amounts of payments required to settle the obligations.

**Reference**

AASB 137.84

**6.8.3 Movement in provisions**

	<b>2024</b>	<b>2023</b>
	<b>(\$000)</b>	<b>(\$000)</b>
<b>Movements in each class of provision during the period, are set out below.</b>		
<b>Warranty provisions</b>		
Carrying amount at start of period	45	30
Additional/(reversals of) provisions recognised	42	38
Payments	(28)	(25)
Unwinding of the discount	3	2
<b>Carrying amount at end of period</b>	<b>62</b>	<b>45</b>
<b>Restoration provisions</b>		
Carrying amount at start of period	525	500
Additional/(reversals of) provisions recognised	-	-
Payments	-	-
Unwinding of the discount	25	25
<b>Carrying amount at end of period</b>	<b>550</b>	<b>525</b>

	<p><b>Guidance – Provisions (recognition)</b></p>
<p>AASB 137.14-15.23</p>	<p>A provision shall be recognised when:</p> <ul style="list-style-type: none"> <li>(a) an agency has a present obligation (legal or constructive) as a result of a past event;</li> <li>(b) it is probable that an outflow of resources embodying economic benefits will be required to settle the obligation; and</li> <li>(c) a reliable estimate can be made of the amount of the obligation.</li> </ul> <p>If these conditions are not met, no provision shall be recognised.</p> <p>In rare cases it is not clear whether there is a present obligation. In these cases, a past event is deemed to give rise to a present obligation if, taking account of all available evidence, it is more likely than not that a present obligation exists at the end of the reporting period.</p> <p>For a liability to qualify for recognition there must be not only a present obligation but also the probability of an outflow of resources embodying economic benefits to settle that obligation. For the purpose of AASB 137 Provisions, Contingent Liabilities and Contingent Assets, an outflow of resources or other event is regarded as probable if the event is more likely than not to occur, that is, the probability that the event will occur is greater than the probability that it will not. Where it is not probable that a present obligation exists, an agency discloses a contingent liability, unless the possibility of an outflow of resources embodying economic benefits is remote.</p>
	<p><b>Guidance – Provisions (disclosures)</b></p> <p>For each class of provision, an agency shall disclose:</p> <ul style="list-style-type: none"> <li>(a) the carrying amount at the beginning and end of the period;</li> <li>(b) additional provisions made in the period, including increases to existing provisions;</li> <li>(c) amounts used (that is, incurred and charged against the provision) during the period;</li> <li>(d) unused amounts reversed during the period; and</li> <li>(e) the increase during the period in the discounted amount arising from the passage of time and the effect of any change in the discount rate.</li> </ul> <p>Comparative information is not required.</p> <p>An agency shall disclose the following for each class of provision:</p> <ul style="list-style-type: none"> <li>(a) a brief description of the nature of the obligation and the expected timing of any resulting outflows of economic benefits; and</li> <li>(b) an indication of the uncertainties about the amount or timing of those outflows. Where necessary to provide adequate information, an agency shall disclose the major assumptions made concerning future events.</li> </ul> <p><b>Exemptions</b></p> <p>In extremely rare cases, disclosure of some or all of the information required by AASB 137 Provisions, Contingent Liabilities and Contingent Assets can be expected to prejudice seriously the position of the agency in a dispute with other parties on the subject matter of the provision. In such cases, an agency need not disclose the information, but shall disclose the general nature of the dispute, together with the fact that, and reason why, the information has not been disclosed.</p> <p>Regardless of how sensitive certain information about provisions may be, this exemption from disclosure does not affect the requirement to recognise provisions that satisfy the criteria for recognition set out in AASB 137.</p> <p><b>Contingent liabilities</b></p> <p>Where a provision and a contingent liability arise from the same set of circumstances, the disclosures in the financial statements should be made in a way that shows the link between the provision and the contingent liability.</p>
<p>AASB 137.88</p>	<p>Where a provision and a contingent liability arise from the same set of circumstances, the disclosures in the financial statements should be made in a way that shows the link between the provision and the contingent liability.</p>

**6.9 Other liabilities**

	<b>2024</b>	<b>2023</b>
	<b>(\$000)</b>	<b>(\$000)</b>
<b>Current</b>		
Other [ <i>describe</i> ]	-	-
<b>Total current</b>	-	-
<b>Non-current</b>		
Other [ <i>describe</i> ]	1,160	1,160
<b>Total non-current</b>	<b>1,160</b>	<b>1,160</b>
<b>Total other liabilities at end of period</b>	<b>1,160</b>	<b>1,160</b>



The above table is included for example purposes. Agencies should ensure they tailor this note to fit their circumstances. Where a balance is not material, the agency should consider whether disclosure is necessary.

## 7. Financing

This section sets out the material balances and disclosures associated with the financing and cashflows of the Agency.

	<b>Notes</b>
Borrowings	<a href="#">7.1</a>
Lease liabilities	<a href="#">7.2</a>
Service concession liabilities	<a href="#">7.3</a>
Assets pledged as security	<a href="#">7.4</a>
Finance costs	<a href="#">7.5</a>
Cash and cash equivalents	<a href="#">7.6</a>
Reconciliation of cash	<a href="#">7.6.1</a>
Reconciliation of operating activities	<a href="#">7.6.2</a>
Capital commitments	<a href="#">7.7</a>

Reference  
AASB 7.7  
TI 1103(9)

## 7.1 Borrowings

	2024	2023
	(\$000)	(\$000)
<b>Current</b>		
Other [describe]	-	-
<b>Total current</b>	-	-
<b>Non-current</b>		
Other [describe]	-	-
<b>Total non-current</b>	-	-
<b>Total borrowings at end of period</b>	-	-


AASB 9.5.1.1


Borrowings refer to interest bearing liabilities mainly raised through Western Australian Treasury Corporation.

Interest bearing financial liabilities are classified at amortised cost are initially recognised at fair value of the consideration received less directly attributable transactions costs.

Subsequent to initial recognition the borrowings are measured at amortised cost using the effective interest method. Gains and losses are recognised in profit or loss when the liabilities are derecognised or through the amortisation process.

The Agency has not designated any financial liabilities as at fair value through profit or loss.

	<b>Additional disclosures – Borrowings</b>
AASB 7.21, B5	<p>If your agency has borrowings (e.g. bank overdraft, advances from Government etc.) consider the below example disclosure:</p> <p>‘Borrowings’ refer to interest bearing liabilities mainly raised from public borrowings raised through [<i>detail where these borrowings have been obtained</i>] and other interest bearing arrangements. If borrowings are secured, this fact must be disclosed.</p> <p>Borrowings are classified as financial instruments. All interest bearing borrowings are initially recognised at the fair value of the consideration received less directly attributable transaction costs. The measurement basis subsequent to initial recognition depends on whether the agency has categorised its interest bearing liabilities as either ‘financial liabilities designated at fair value through profit or loss’, or financial liabilities at ‘amortised cost’. The classification depends on the nature and purpose of the interest bearing liabilities. The agency determines the classification of its interest bearing liabilities at initial recognition.</p>

	<b>Additional disclosures – Defaults and breaches</b>
AASB 7.18-19	<p>If your agency has defaults and breaches for loans payable recognised at the end of the reporting period, an agency shall disclose:</p> <ul style="list-style-type: none"> <li>(i) details of any defaults during the period of principal, interest, sinking fund, or redemption terms of those loans payable;</li> <li>(ii) the carrying amount of the loans payable in default at the end of the reporting period; and</li> <li>(iii) whether the default was remedied, or the terms of the loans payable was renegotiated, before the financial statements was authorised for issue.</li> </ul>



## Reference

**7.2 Lease liabilities**

	2024 (\$000)	2023 (\$000)
Current	5,979	6,562
Non-current	11,317	17,296
	<b>17,296</b>	<b>23,858</b>

**Initial measurement**

AASB 16.26

At the commencement date of the lease, the entity recognises lease liabilities measured at the present value of lease payments to be made over the lease term. The lease payments are discounted using the interest rate implicit in the lease. If that rate cannot be readily determined, the Agency uses the incremental borrowing rate provided by Western Australia Treasury Corporation.

AASB 16.27

Lease payments included by the Agency as part of the present value calculation of lease liability include:

- fixed payments (including in-substance fixed payments), less any lease incentives receivable;
- variable lease payments that depend on an index or a rate initially measured using the index or rate as at the commencement date;
- amounts expected to be payable by the lessee under residual value guarantees;
- the exercise price of purchase options (where these are reasonably certain to be exercised); and
- payments for penalties for terminating a lease, where the lease term reflects the agency exercising an option to terminate the lease.

AASB 16.37,  
38(a)

The interest on the lease liability is recognised in profit or loss over the lease term so as to produce a constant periodic rate of interest on the remaining balance of the liability for each period. Lease liabilities do not include any future changes in variable lease payments (that depend on an index or rate) until they take effect, in which case the lease liability is reassessed and adjusted against the right-of-use asset.

AASB 16.27(e)

Periods covered by extension or termination options are only included in the lease term by the Agency if the lease is reasonably certain to be extended (or not terminated).

AASB 16.38(b)

Variable lease payments, not included in the measurement of lease liability, that are dependent on sales are recognised by the Agency in profit or loss in the period in which the condition that triggers those payment occurs.

This section should be read in conjunction with [note 5.3](#).

**Subsequent measurement**



Lease liabilities are measured by increasing the carrying amount to reflect interest on the lease liabilities; reducing the carrying amount to reflect the lease payments made; and remeasuring the carrying amount at amortised cost, subject to adjustments to reflect any reassessment or lease modifications.



Did you have instances of licences that are in substance leases or contain leases?

**These will be within the scope of AASB 16 Leases.**

	<b>Guidance – Leases</b>
AASB 16.9	<p><b>Recognition of lease contract</b></p> <p>At inception, agencies assess whether a contract is, or contains, a lease. That is, if the contract conveys the right to control the use of an identified asset for a period of time in exchange for consideration.</p>
TI 916(7)	<p>When a lease contract contains a lease component and non-lease component, and if the non-lease component is material, agencies account for the amount of the non-lease component separately, where practicable from the lease amount by applying other applicable Standards. Immaterial non-lease component(s) may be included in the lease amount and accounted for as a single lease.</p>
AASB 16.40-43	<p><b>Reassessment of lease liability</b></p> <p>Agencies are required to remeasure a lease liability where there has been a change in lease payments, change in the lease term or a change in the assessment of an option to purchase the underlying asset. These remeasurements are referred to as lease reassessments and the revised lease payments are discounted using a revised discount rate. In some situations, change in lease payments will require the use of an unchanged discount rate.</p>
AASB 16.44-46	<p><b>Lease modifications</b></p> <p>Agencies may also encounter lease modifications. Lease modifications will either be accounted for as a separate lease or as part of the existing lease. A separate lease is distinguished where the scope of the lease is increased by adding the right to use one or more underlying assets, and the consideration for a lease increases by an amount commensurate with the stand-alone price of the increase in scope.</p>
AASB 16.59	<p><b>Additional disclosures</b></p> <p>Additional qualitative and quantitative information about a lessee's leasing activities is required to meet the disclosure objective of the Standard. This additional information may include, but is not limited to, information that helps users of the financial statements to assess:</p> <ul style="list-style-type: none"> <li>• the nature of the lessee's leasing activities;</li> <li>• future cash outflows to which the lessee is potentially exposed that are not reflected in the measurement of lease liabilities: <ul style="list-style-type: none"> <li>(a) variable lease payments;</li> <li>(b) extension options and termination options;</li> <li>(c) residual value guarantee;</li> <li>(d) leases not yet commenced to which the lessee is committed;</li> <li>(e) restrictions or covenants imposed by leases; and</li> <li>(f) sale and leaseback transactions.</li> </ul> </li> </ul>

	<b>7.3 Service concession liabilities</b> This note header has been included as a placeholder for the disclosure of service concession liabilities.
	<b>Guidance – Service concession liabilities</b> <p>Where the grantor recognises a service concession asset in accordance with AASB 1059 Service Concession Arrangements: Grantors, the grantor shall:</p> <p>(a) recognise a liability for the amount initially recognised as the service concession asset (i.e. current replacement cost), adjusted by the amount of any other considerations; and</p> <p>(b) not recognise a liability when an existing asset of the grantor is reclassified as a service concession asset, except in circumstances where additional consideration is provided by the operator.</p> <p>Depending on the nature of the service concession arrangement, the grantor recognises a liability based on the ‘financial liability’ model, ‘grant of right to the operator’ model or a combination of both.</p> <p><b>Types of consideration</b></p> <p>Depending on the terms of the service concession arrangement, the grantor may compensate the operator for the service concession asset and service provision by any combination of the following:</p> <p>(a) making payments to the operator; and</p> <p>(b) compensating the operator through non-monetary exchange.</p> <p><b>Initial and subsequent measurement</b></p> <p><b>Financial liability model</b></p> <p>Where the grantor has a contractual obligation to compensate the operator for the construction, development, acquisition or upgrade of the service concession asset, through the delivery of cash or another financial asset, the grantor shall recognise a financial liability.</p> <p>The financial liability shall be recognised and disclosed in accordance with AASB 9 Financial Instruments, AASB 132 Financial Instruments: Presentation and AASB 7 Financial Instruments: Disclosures, unless otherwise specified by the Standard.</p> <p>For compensation in the form of predetermined payment or series of payments, the grantor shall determine the financial liability under such arrangement using contractually specified interest rate in the arrangement to measure the financial liability. If this is not practical the grantor shall use the prevailing market rate(s) of interest.</p> <p><b>Grant of a right to the operator model (GORTO)</b></p> <p>Where the operator is compensated through non-monetary means by the granting of the right to earn revenue from third-party users from the service concession asset or access to another revenue generating asset, the grantor shall recognise a liability.</p> <p>The liability is recognised as unearned revenue at the inception of the service concession arrangement and subsequently reduced as revenue is recognised according to the economic substance of the service concession arrangement. Usually the service concession asset is granted to the operator over the term of the service concession arrangement.</p> <p><b>Hybrid arrangement</b></p> <p>A hybrid arrangement is a service concession arrangement consisting of a portion related to the financial liability model and a portion related to the grant of a right to the operator model. Under such an arrangement, each portion of the total liability related to the grantor’s consideration must be accounted for separately.</p> <p>In apportioning the hybrid arrangement, the grantor will first measure and account for the financial liability portion under the hybrid arrangement, before allocating the remaining portion of the liability to the grant of a right to the operator model.</p>

**Example disclosure**

The example disclosure below is only intended to demonstrate how agencies could satisfy their disclosure obligations under AASB 1059 Service Concession Arrangements: Grantors.

	2024 (\$000)	2023 (\$000)
<b>Current</b>		
Service concession financial liability	-	-
Service concession liability - GORTO	-	-
<b>Non-current</b>		
Service concession financial liability	-	-
Service concession liability - GORTO	-	-

**Reference**

AASB 7.15

**7.4 Assets pledged as security**

	2024 (\$000)	2023 (\$000)
<b>Assets pledged as security</b>		
The carrying amounts of non-current assets pledged as security are:		
Right-of-use asset - vehicles	1,427	2,130
<b>Total assets pledged as security</b>	<b>1,427</b>	<b>2,130</b>

The Agency has secured the right-of-use assets against the related lease liabilities. In the event of default, the rights to the leased assets will revert to the lessor.



Agencies should ensure they tailor this note to fit their circumstances and delete if not relevant to the facts and circumstances of the agency.

**Guidance – Assets pledged as security**

The financial statements shall disclose the following for assets pledged as security:

AASB 102.36(h)	(a) the carrying amount of inventories pledged as security for liabilities;
AASB 138.122(d)	(b) the existence and carrying amounts of intangible assets whose title is restricted and the carrying amounts of intangible assets pledged as security for liabilities;
AASB 116.74(a)	(c) the carrying amount of the infrastructure, property, plant and equipment pledged and the related existence and amounts of restrictions on title;
AASB 140.75(g)	(d) the existence and amounts of restrictions on the realisability of investment property or the remittance of income and proceeds of disposal; and
AASB 7.14	(e) the carrying amount of financial assets pledged as collateral for liabilities or contingent liabilities and any material terms and conditions relating to assets pledged as collateral.

## Reference

## 7.5 Finance costs

	2024 (\$000)	2023 (\$000)
<b>Finance costs</b>		
Interest expense	160	120
AASB 16.53(b) Lease interest expense	365	371
AASB 1059.B80 Service concession interest expense	-	-
AASB 7.20(b) <b>Total interest expenses</b>	<b>525</b>	<b>491</b>
<b>Other finance costs</b>		
AASB 137.60 Unwinding of discounts applied to provisions	88	77
AASB 101.82(b) <b>Total finance costs expensed</b>	<b>613</b>	<b>568</b>

'Finance cost' includes [*tailor to your agency, example includes: costs incurred in connection with the borrowing of funds and includes interest on bank overdrafts and short term and long term borrowings, amortisation of discounts or premiums relating to borrowings*] the interest component of lease liability repayments, interest component of service concession financial liabilities and the increase in financial liabilities and non-employee provisions due to the unwinding of discounts to reflect the passage of time.



The agency may elect to recognise borrowing costs as an expense, even where they are directly attributable to the acquisition, construction or production of a qualifying asset (AASB 123.Aus8.1). Where they do so the policy should reflect that this is the case. (AASB 123.Aus26.1)

	<b>Guidance – Finance costs</b>
AASB 123.5, 6	<p><i>Finance costs are interest and other costs incurred by an agency in connection with the borrowing of funds and may include:</i></p> <ul style="list-style-type: none"> <li><i>(a) interest expense calculated using the effective interest method as described in AASB 9 Financial Instruments;</i></li> <li><i>(b) lease interest expense in respect of lease liabilities recognised in accordance with AASB 16 Leases;</i></li> <li><i>(c) interest expense from the financial liability component of service concession arrangements that are calculated using the effective interest method in accordance with AASB 9; and</i></li> <li><i>(d) exchange differences arising from foreign currency borrowings to the extent that they are regarded as an adjustment to interest costs.</i></li> </ul>

## Reference

**7.6 Cash and cash equivalents**

AASB 107.45

**7.6.1 Reconciliation of cash**

	<b>2024</b>	<b>2023</b>
	<b>(\$000)</b>	<b>(\$000)</b>
Cash and cash equivalents	8,308	6,435
Restricted cash and cash equivalents	3,590	1,020
<b>Total cash and cash equivalents at end of period</b>	<b>11,898</b>	<b>7,455</b>
<b>Restricted cash and cash equivalents</b>	<b>2024</b>	<b>2023</b>
	<b>(\$000)</b>	<b>(\$000)</b>
<b>Current</b>		
Grant <sup>(a)</sup>	3,590	970
<b>Non-current</b>		
Accrued salaries account <sup>(b)</sup>	-	50

TI 1103(7)

AASB 107.48

(a) Funds held for the research and development project on software development for public sector accounting.

(b) Funds held in the account for the purpose of meeting the 27<sup>th</sup> pay. The account has been reclassified to Receivables in the current year.

For the purpose of the statement of cash flows, cash and cash equivalent (and restricted cash and cash equivalent) assets comprise cash on hand and short-term deposits with original maturities of three months or less that are readily convertible to a known amount of cash and which are subject to insignificant risk of changes in value.

**Guidance – Cash flow**

AASB 107.43

**Non-cash financing and investing activities**

Information about transactions and other events which do not result in any cash flows during the reporting period, but affect assets and liabilities that are recognised, must be disclosed in the general purpose financial statements where they:

(a) involve external parties; and

(b) relate to the financing, investing and other non-operating activities of the agency.

## Reference

AASB 107.Aus20  
TI 1101(7)(i)**7.6.2 Reconciliation of net cost of services to net cash flows used in operating activities**

	Notes	2024 (\$000)	2023 (\$000)
Net cost of services		(768,048)	(688,818)
<b>Non-cash items</b>			
Depreciation and amortisation expense	<a href="#">5.1.1</a>	35,764	36,448
Expected credit losses expense	<a href="#">3.3</a>	100	8
Finance costs – unwinding of discounts	<a href="#">7.5</a>	88	77
Net (gain)/loss on disposal	<a href="#">4.5</a>	(170)	(4,700)
Write down of non-current assets classified as held for sale	<a href="#">3.3</a>	470	500
Write-off of assets destroyed by earthquake	<a href="#">3.3</a>	-	1,250
<b>(Increase)/decrease in assets</b>			
Receivables <sup>(a)</sup>		49	99
Inventories		42	50
Other current assets		-	10
<b>Increase/(decrease) in liabilities</b>			
Payables <sup>(a)</sup>		(584)	(554)
Contract liabilities		(257)	(200)
Capital grant liabilities		(718)	(500)
Employee related provisions		(218)	(200)
Other provisions		42	38
Other current liabilities		-	-
Net GST receipts/(payments) <sup>(b)</sup>		65	(65)
<b>Net cash used in operating activities</b>		<b>(733,375)</b>	<b>(656,557)</b>


(a) Note that the Australian Taxation Office (ATO) receivable/payable in respect of GST and the receivable/payable in respect of the sale/purchase of non-current assets are not included in these items as they do not form part of the reconciling items.

(b) This is the net GST paid/received, i.e. cash transactions.

**Reference**      **7.7 Capital commitments**

AASB 116.74(c)

	<b>2024</b>	<b>2023</b>
	<b>(\$000)</b>	<b>(\$000)</b>
<i>TI 1103</i> <i>Guidelines</i>		
Capital expenditure commitments, being contracted capital expenditure additional to the amounts reported in the financial statements, are payable as follows:		
Within 1 year	27,000	35,000
Later than 1 year and not later than 5 years	41,000	53,000
Later than 5 years	-	-
	<b>68,000</b>	<b>88,000</b>

	<b>Guidance – Capital commitments</b>
<i>TI 1103</i> <i>Guidelines</i>	<p><b>Contracted capital commitments</b></p> <p><i>Capital commitments contracted for as at the end of the reporting period do not require disclosure where the commitments have been recognised as liabilities in the statement of financial position.</i></p> <p><b>GST</b></p> <p><i>The purpose of the commitment note disclosure is to inform users of the commitments for payments from a cash flow perspective and consequently includes GST as appropriate.</i></p>



## 8. Risks and contingencies

This note sets out the key risk management policies and measurement techniques of the Agency.

	<b>Notes</b>
Financial risk management	<a href="#">8.1</a>
Contingent assets and liabilities	<a href="#">8.2</a>
Fair value measurements	<a href="#">8.3</a>

## Reference

**8.1 Financial risk management**

AASB 7.31, 32

Financial instruments held by the Agency are cash and cash equivalents, restricted cash and cash equivalents, receivables, payables, Western Australian Treasury Corporation (WATC)/bank borrowings, finance leases, and Treasurer's advances. The Agency has limited exposure to financial risks. The Agency's overall risk management program focuses on managing the risks identified below.

AASB 7.33-34

**(a) Summary of risks and risk management**

AASB 7.35F

**Credit risk**

Credit risk arises when there is the possibility of the Agency's receivables defaulting on their contractual obligations resulting in financial loss to the Agency.

Credit risk associated with the Agency's financial assets is minimal because the main receivable is the amounts receivable for services (holding account). For receivables other than Government, the Agency trades only with recognised, creditworthy third parties. The Agency has policies in place to ensure that sales of products and services are made to customers with an appropriate credit history. In addition, receivable balances are monitored on an ongoing basis with the result that the Agency's exposure to bad debts is minimal. Debt will be written-off against the allowance account when it is improbable or uneconomical to recover the debt. At the end of the reporting period there were no significant concentrations of credit risk.

AASB 7.39

**Liquidity risk**

Liquidity risk arises when the Agency is unable to meet its financial obligations as they fall due.

The Agency is exposed to liquidity risk through its trading in the normal course of business.


The Agency has appropriate procedures to manage cash flows including drawdown of appropriations by monitoring forecast cash flows to ensure that sufficient funds are available to meet its commitments.

AASB 7.40

**Market risk**

Market risk is the risk that changes in market prices such as foreign exchange rates and interest rates will affect the Agency's income or the value of its holdings of financial instruments. The Agency does not trade in foreign currency and is not materially exposed to other price risks [for example, equity securities or commodity prices changes]. The Agency's exposure to market risk for changes in interest rates relate primarily to the long-term debt obligations.

All borrowings are due to the WATC and are repayable at fixed rates with varying maturities. Other than as detailed in the interest rate sensitivity analysis table at [note 8.1\(e\)](#), the Agency is not exposed to interest rate risk because the majority of cash and cash equivalents and restricted cash are non-interest bearing and it has no borrowings other than the Treasurer's advance (non-interest bearing), WATC borrowings and finance leases (fixed interest rate).

	<b>Guidance – Financial risk management objectives and policies</b>
AASB 7.7, 31	AASB 7 sets out detailed requirements regarding the agency's obligations to report the identification and management of financial risks.
AASB 7.33, 34	<p>The note included in this model report includes minimum disclosures by way of example only. Each agency needs to consider their financial instruments and risk management processes and modify the wording accordingly. The standard requires:</p> <ul style="list-style-type: none"> <li>• the qualitative and quantitative disclosures for each type of risk (e.g. credit risk, liquidity risk, and market risk) that the agency is exposed to;</li> <li>• qualitative disclosures concerning: <ul style="list-style-type: none"> <li>– the exposures to risk and how they arise;</li> <li>– the objectives, policies and processes for managing the risk and the methods used to measure the risk; and</li> <li>– any changes in these from the previous period.</li> </ul> </li> <li>• quantitative disclosures in relation to: <ul style="list-style-type: none"> <li>– summary quantitative data about the agency's exposure to a particular risk at the end of the reporting period, including concentrations of risk.</li> </ul> </li> </ul>
AASB 7.42D	If appropriate, an agency should also include disclosures that enable financial statement users to: understand the relationship between transferred financial assets not derecognised in their entirety and associated liabilities, and, evaluate the nature and risks associated with continuing involvement in derecognised financial assets.



Each agency shall consider the appropriate level of disclosures to make based on their facts and circumstances. Only risks that the agency faces and manages need to be disclosed.

**Reference**

AASB 7.8

**(b) Categories of financial instruments**

The carrying amounts of each of the following categories of financial assets and financial liabilities at the end of the reporting period are:

	2024 (\$000)	2023 (\$000)
<b>Financial assets</b>		
Cash and cash equivalents	11,898	7,455
AASB 7.8(f) Financial assets at amortised cost <sup>(a)</sup>	82,021	74,106
<b>Total financial assets</b>	<b>93,919</b>	<b>81,561</b>
<b>Financial liabilities</b>		
AASB 7.8(g) Financial liabilities at amortised cost <sup>(b)</sup>	21,503	28,649
<b>Total financial liability</b>	<b>21,503</b>	<b>28,649</b>

AASB 132.AG12

(a) The amount of financial assets at amortised cost excludes GST recoverable from the ATO (statutory receivable).

(b) The amount of financial liabilities at amortised cost excludes GST payable to the ATO (statutory payable).

**Reference (c) Credit risk exposure**

AASB 7.35M-N,  
B8H-J

The following table details the credit risk exposure on the Agency's trade receivables using a provision matrix.

	Total (\$000)	Days past due				
		Current (\$000)	<30 days (\$000)	30-60 days (\$000)	61-90 days (\$000)	>91 days (\$000)
<b>30 June 2024</b>						
Expected credit loss rate		0.12%	1.5%	4%	7%	12%
Estimated total gross carrying amount at default	<b>9,215</b>	6,090	1,600	950	400	175
Expected credit losses	<b>(118)</b>	(7)	(24)	(38)	(28)	(21)
<b>30 June 2023</b>						
Expected credit loss rate		0.01%	1.2%	0.5%	5%	10%
Estimated total gross carrying amount at default	<b>9,264</b>	8,024	750	400	60	30
Expected credit losses	<b>(18)</b>	(1)	(9)	(2)	(3)	(3)

Reference **(d) Liquidity risk and Interest rate exposure**

AASB 7.39, B11,  
B11C-F  
AASB 16.58

The following table details the Agency's interest rate exposure and the contractual maturity analysis of financial assets and financial liabilities. The maturity analysis section includes interest and principal cash flows. The interest rate exposure section analyses only the carrying amounts of each item.

Interest rate exposure and maturity analysis of financial assets and financial liabilities											
	Interest rate exposure					Nominal amount (\$000)	Maturity dates				
	Weighted average effective interest rate	Carrying amount	Fixed interest rate	Variable interest rate	Non-interest bearing		Up to 1 month	1-3 months	3 months to 1 year	1-5 years	More than 5 years
	%	(\$000)	(\$000)	(\$000)	(\$000)		(\$000)	(\$000)	(\$000)	(\$000)	(\$000)
<b>2024</b>											
<b>Financial assets</b>											
Cash and cash equivalents		8,308	-	-	8,308	8,308	8,308	-	-	-	-
Restricted cash and cash equivalents		3,590	-	-	3,590	3,590	300	260	480	2,550	-
Receivables <sup>(a)</sup>	-	9,157	-	-	9,157	9,157	9,097	-	-	60	-
Amounts receivable for services	-	72,864	-	-	72,864	72,864	-	9,017	5,222	18,074	40,551
		<b>93,919</b>	-	-	<b>93,919</b>	<b>93,919</b>	<b>17,705</b>	<b>9,277</b>	<b>5,702</b>	<b>20,684</b>	<b>40,551</b>
<b>Financial liabilities</b>											
Payables	-	4,207	-	-	4,207	4,207	4,207	-	-	-	-
Lease liabilities <sup>(b)</sup>	7.2	17,296	17,296	-	-	18,652	-	1,270	5,978	1,356	5,695
Service concession financial liabilities	-	-	-	-	-	-	-	-	-	-	-
		<b>21,503</b>	<b>17,296</b>	-	<b>4,207</b>	<b>22,259</b>	<b>4,207</b>	<b>1,270</b>	<b>5,978</b>	<b>1,356</b>	<b>5,695</b>

(a) The amount of receivables excludes the GST recoverable from the ATO (statutory receivable).

(b) The amount of lease liabilities includes \$15,076 from leased buildings and \$2,200 from leased vehicles.

## (d) Liquidity risk and interest rate exposure (cont.)

Interest rate exposure and maturity analysis of financial assets and financial liabilities											
Interest rate exposure						Maturity dates					
Weighted average effective interest rate	Carrying amount	Fixed interest rate	Variable interest rate	Non-interest bearing	Nominal amount	Up to 1 month	1-3 months	3 months to 1 year	1-5 years	More than 5 years	
%	(\$000)	(\$000)	(\$000)	(\$000)	(\$000)	(\$000)	(\$000)	(\$000)	(\$000)	(\$000)	(\$000)
<b>2023</b>											
<b>Financial assets</b>											
Cash and cash equivalents	6,435	-	-	6,435	6,435	6,435	-	-	-	-	-
Restricted cash and cash equivalents	1,020	-	-	1,020	1,020	200	220	250	350	-	-
Receivables <sup>(a)</sup>	-	9,246	-	9,246	9,246	9,246	-	-	-	-	-
Amounts receivable for services	-	64,810	-	64,810	64,810	-	6,606	11,531	18,848	27,825	-
	<b>81,511</b>	-	-	<b>81,511</b>	<b>81,511</b>	<b>15,881</b>	<b>6,826</b>	<b>11,781</b>	<b>19,198</b>	<b>27,825</b>	-
<b>Financial liabilities</b>											
Payables	-	4,791	-	4,791	4,791	4,791	-	-	-	-	-
Lease liabilities <sup>(b)</sup>	7.2	23,858	23,858	-	25,979	-	900	1,270	8,099	15,710	-
Service concession financial liabilities	-	-	-	-	-	-	-	-	-	-	-
	<b>28,649</b>	<b>23,858</b>	-	<b>4,791</b>	<b>30,770</b>	<b>4,791</b>	<b>900</b>	<b>1,270</b>	<b>8,099</b>	<b>15,710</b>	-

(a) The amount of receivables excludes the GST recoverable from the ATO (statutory receivable).

(b) The amount of lease liabilities includes \$21,728 from leased buildings and \$2,130 from leased vehicles.




Disclose a maturity analysis for derivative financial liabilities where applicable. The maturity analysis shall include the remaining contractual maturities for those derivative financial liabilities for which contractual maturities are essential for an understanding of the timing of the cash flows.

AASB 7.40,  
B17-21**(e) Interest rate sensitivity analysis**

The following table represents a summary of the interest rate sensitivity of the Agency's financial assets and liabilities at the end of the reporting period on the surplus for the period and equity for a 1% change in interest rates. It is assumed that the change in interest rates is held constant throughout the reporting period.

	Carrying amount (\$000)	-100 basis points		+100 basis points	
		Surplus (\$000)	Equity (\$000)	Surplus (\$000)	Equity (\$000)
<b>2024</b>					
<b>Financial assets</b>					
Restricted cash and cash equivalents	3,590	(35.9)	(35.9)	35.9	35.9
<b>Financial liabilities</b>					
<i>[List details]</i>	-	-	-	-	-
<b>Total increase/(decrease)</b>		<b>(35.9)</b>	<b>(35.9)</b>	<b>35.9</b>	<b>35.9</b>

	Carrying amount (\$000)	-100 basis points		+100 basis points	
		Surplus (\$000)	Equity (\$000)	Surplus (\$000)	Equity (\$000)
<b>2023</b>					
<b>Financial assets</b>					
Restricted cash and cash equivalents	1,020	(10.2)	(10.2)	10.2	10.2
<b>Financial liabilities</b>					
<i>[List details]</i>	-	-	-	-	-
<b>Total increase/(decrease)</b>		<b>(10.2)</b>	<b>(10.2)</b>	<b>10.2</b>	<b>10.2</b>

	<b>Guidance – Interest rate sensitivity analysis</b>
AASB 7.40(c)	<p>Take account of past performance, future explanations, economic forecasts, and management's knowledge and experience of the financial markets to determine the possible movements that are reasonably likely over the next 12 months.</p> <p>Disclose any changes in the methods and assumptions used in the previous period.</p>



If applicable, a sensitivity analysis for currency risk and other price risks should be disclosed.

## Reference

**8.2 Contingent assets and liabilities**

AASB 101.114(d)  
AASB 137.86-92

Contingent assets and contingent liabilities are not recognised in the statement of financial position but are disclosed and, if quantifiable, are measured at the best estimate.

Contingent assets and liabilities are presented inclusive of GST receivable or payable respectively.

**8.2.1 Contingent assets**

The following contingent assets are excluded from the assets included in the financial statements:

**Litigation in progress**

A negligence claim has been filed against a supplier for faulty materials. The potential financial effect of the success of the claim cannot be reliably measured at this time.

**8.2.2 Contingent liabilities**

The following contingent liabilities are excluded from the liabilities included in the financial statements:

**Litigation in progress**

A plaintiff has made a claim for \$50,000 in relation to an alleged breach of copyright. Liability has been denied and any legal claim will be defended.


**Native title claims**

The Agency's land is subject to a number of native title claims that have yet to be assessed by the National Native Title Tribunal. The financial effect should these claims be successful cannot be estimated at this time.

**Contaminated sites**

Under the *Contaminated Sites Act 2003*, the Agency is required to report known and suspected contaminated sites to the Department of Water and Environmental Regulation (DWER). In accordance with the *Contaminated Sites Act 2003*, DWER classifies these sites on the basis of the risk to human health, the environment and environmental values. Where sites are classified as contaminated – remediation required or possibly contaminated – investigation required, the Agency may have a liability in respect of investigation or remediation expenses.

During the year the Agency reported three suspected contaminated sites to DWER. These have yet to be classified. The Agency is unable to assess the likely outcome of the classification process, and accordingly, it is not practicable to estimate the potential financial effect or to identify the uncertainties relating to the amount or timing of any outflows. Whilst there is no possibility of reimbursement of any future expenses that may be incurred in the remediation of these sites, the Agency may apply for funding from the Contaminated Sites Management Account to undertake further investigative work or to meet remediation costs that may be required.

	<b>Guidance – Contingent assets and liabilities</b>
AASB 137.34	<i>A contingent asset is disclosed where an inflow of economic benefits is probable.</i>
AASB 137.28, 30	<i>A contingent liability is disclosed unless the possibility of an outflow of resources embodying economic benefits is remote. If it becomes probable that an outflow of future economic benefits will be required, a provision is recognised in the period in which the change in probability occurs.</i>
AASB 137.2 AASB 9.4.2.1(c) AASB 7.35M, 38, 39	<i>AASB 137 Provisions, Contingent Liabilities and Contingent Assets does not apply to financial instruments that are within the scope of AASB 9 Financial Instruments. This includes contracts or arrangements that agencies entered into as the issuer of 'financial guarantee contracts'.</i>



## Reference

## 8.3 Fair value measurements

Assets measured at fair value: 2024	Level 1 (\$000)	Level 2 (\$000)	Level 3 (\$000)	Fair value at end of period (\$000)
Non-current assets classified as held for sale (Note 9.10)	-	2,900	-	2,900
Land (Note 5.1)	-	108,000	4,910	112,910
Buildings (Note 5.1)	-	348,821	139,350	488,171
	-	<b>459,721</b>	<b>144,260</b>	<b>603,981</b>


Assets measured at fair value: 2023	Level 1 (\$000)	Level 2 (\$000)	Level 3 (\$000)	Fair Value At end of period (\$000)
Non-current assets classified as held for sale (Note 9.10)	-	2,628	-	2,628
Land (Note 5.1)	-	93,640	4,270	97,910
Buildings (Note 5.1)	-	320,969	117,741	438,710
	-	<b>417,237</b>	<b>122,011</b>	<b>539,248</b>

There were no transfers between Levels 1, 2 or 3 during the current and previous periods.

**Valuation techniques to derive Level 2 fair values**

Level 2 fair values of non-current assets held for sale, land and buildings (office accommodation) are derived using the market approach. Market evidence of sales prices of comparable land and buildings (office accommodation) in close proximity is used to determine price per square metre.

Non-current assets held for sale have been written down to fair value less costs to sell. Fair value has been determined by reference to market evidence of sales prices of comparable assets.

	<b>Guidance – Transfers in fair value hierarchy</b>
AASB 13.93(e)(iv) AASB 13.95	<p><i>Additional consequential narrative disclosures are required when assets transfer levels in the fair value hierarchy. An asset deemed surplus and in the process of preparation for disposal may change levels in the fair value hierarchy.</i></p> <p><i>The narrative disclosure for changes in this circumstance will include a reference to the relevant assets being prepared for sale subsequent to being deemed surplus to requirement and the agency's policy for determining when transfers between levels are deemed to have occurred.</i></p>

## Reference

**Fair value measurements using significant unobservable inputs (Level 3)**

2024	Land (\$000)	Buildings (\$000)
Fair value at start of period	4,270	117,741
Additions	-	22,400
Revaluation increments/(decrements) recognised in Profit or Loss	-	-
AASB 13.93 (e)(ii) AASB 13.93 (e)(iv)	640	4,026
Transfers from/(to) Level 2	-	-
Disposals	-	-
Depreciation Expense	-	(4,817)
Fair Value at end of period	<b>4,910</b>	<b>139,350</b>
AASB 13.93 (e)(i)	-	-
Total gains or losses for the period included in profit or loss	-	-

		Land (\$000)	Buildings (\$000)
<b>2023</b>			
	Fair value at start of period	4,040	122,420
	Additions	-	-
	Revaluation increments/(decrements) recognised in Profit or Loss	-	-
AASB 13.93(e)(ii)	Revaluation increments/(decrements) recognised in Other Comprehensive Income	230	-
AASB 13.93(e)(iv)	Transfers from/(to) Level 2	-	-
	Disposals	-	-
	Depreciation Expense	-	(4,679)
	Fair Value at end of period	<b>4,270</b>	<b>117,741</b>
AASB 13.93(e)(i)	Total gains or losses for the period included in profit or loss	-	-



The reconciliation for the comparative period includes a parcel of land which moved from 'existing use' basis (Level 3) to market value basis (Level 2) as the restrictions on the use of the land were removed prior to marketing the asset to the public. At the end of the comparative reporting period, the transferred land parcel was classified as non-current assets classified as held for sale.

### Valuation processes

There were no changes in valuation techniques during the period.

TI 954(5)

Transfers in and out of a fair value level are recognised on the date of the event or change in circumstances that caused the transfer. Transfers are generally limited to assets newly classified as non-current assets held for sale as Treasurer's instructions require valuations of land and buildings to be categorised within Level 3 where the valuations will utilise significant Level 3 inputs on a recurring basis.

### Land (Level 3 fair values)

Fair value for restricted use land is based on comparison with market evidence for land with low level utility (high restricted use land). The relevant comparators of land with low level utility is selected by Landgate and represents the application of a significant Level 3 input in this valuation methodology. The fair value measurement is sensitive to values of comparator land, with higher values of comparator land correlating with higher estimated fair values of land.



### Guidance – Restricted use land

*Level 3 estimated land values may be either: high restricted use or low restricted use. The above illustration is for high restricted use land.*

#### **Low restricted use land**

*Where the agency controls low restricted use land, the following wording is appropriate:*

*“Fair value for restricted use land is based on market value, using market evidence of sales of comparable land that is unrestricted less restoration costs to return the site to a vacant and marketable condition (low restricted use land). The estimate of restoration cost as provided by [state name of expert] as at [date of estimate] represents a significant Level 3 input, with higher restoration costs correlating with lower estimated fair values of land.”*

*Restoration costs are estimated for the purpose of returning the site to a vacant and marketable condition and include costs for: building demolition, clearing, re-zoning and an allowance for time factors.*

#### **Disclosures for low restricted use land and high restricted use land**


*If the agency's fair value estimates of land comprise both low restricted use and high restricted use land values, the relevant amounts and comparatives should be disclosed.*

AASB 13.91  
AASB 13.93(g)

**Buildings (Level 3 fair values)**

Fair value for existing use specialised buildings is determined by reference to the cost of replacing the remaining future economic benefits embodied in the asset, i.e. the current replacement cost. Current replacement cost is generally determined by reference to the market observable replacement cost of a substitute asset of comparable utility and the gross project size specifications, adjusted for obsolescence. Obsolescence encompasses physical deterioration, functional (technological) obsolescence and economic (external) obsolescence.

Valuation using current replacement cost utilises the significant Level 3 input, consumed economic benefit/obsolescence of asset which is estimated by Landgate. The fair value measurement is sensitive to the estimate of consumption/obsolescence, with higher values of the estimate correlating with lower estimated fair values of buildings.

	<b>Guidance – Valuation approaches and disclosures</b>
	<p><b>Cost approach (current replacement cost)</b></p> <p><i>In applying the current replacement cost for valuing specialised assets (buildings), both observable and unobservable inputs may be used in determining fair value. For example, Landgate may use replacement costs (per unit volume) that are observable in the market via the Cordell’s Publication or the Rawlinson’s Publication for constructing a similar asset. In contrast, the effective age and the consumed economic benefit of the asset is an asset specific value and unobservable to the market.</i></p> <p><i>Where applicable to an agency’s specialised non-current assets, the following statement may be added to the above paragraph:</i></p>
AASB 13.93(e)(iv) AASB 13.95	<p><i>“For some specialised buildings, the current replacement cost is determined by reference to the historical cost adjusted by relevant indices. ‘Historical cost per square metre floor area (m<sup>2</sup>)’ and ‘Historical cost per cubic metre (m<sup>3</sup>)’ represent significant Level 3 inputs used in the valuations of these respective buildings (2024:[Insert value]; 2023:[Insert value]) , with higher historical costs per m<sup>2</sup> or m<sup>3</sup> correlating with higher estimated fair values.”</i></p>
	<p><i>Current replacement cost contains an implicit reference to asset optimisation, whereby the cost is determined by reference to obtaining the asset at the lowest cost at which the gross future economic benefits of that asset could currently be obtained in the normal course of business. Consequently, assets are replaced with a modern equivalent with optimisation for obsolescence and relevant surplus capacity.</i></p>
	<p><b>Income approach</b></p>
	<p><i>Whilst TI 954 generally considers the income approach irrelevant for valuing specialised assets in the public sector, agencies applying AASB 140 are more likely to be required to disclose inputs in this section. Where this occurs, the following example disclosure may be appropriate:</i></p>
	<p><i>“The discounted cash flow approach takes into account the ability of the property to generate income over a 12 year period based on certain assumptions. Provision is made for leasing up periods upon the expiry of the various leases throughout the 12 year time horizon. Each year’s net operating income during the period is discounted to arrive at the present value of expected future cash flows.”</i></p>
	<p><b>Additional disclosures</b></p>
AASB 13.92, 94, 98	<p><i>Agencies may need to disclose additional information for liabilities where liabilities are measured at fair value. Liabilities of the agency are normally measured at amortised cost.</i></p>
AASB 13.97	<p><i>Where assets or liabilities are not measured at fair value, but fair value information is provided in the notes to the financial statements the AASB 13 disclosures are required.</i></p>

AASB 13.93(g),

**Basis of valuation**

(i)

TI 954 Guidelines

In the absence of market-based evidence, due to the specialised nature of some non-financial assets, these assets are valued at Level 3 of the fair value hierarchy on an existing use basis, which recognises that restrictions or limitations have been placed on their use and disposal when they are not determined to be surplus to requirements. These restrictions are imposed by virtue of the assets being held to deliver a specific community service.



Agencies will need to disclose the nature of the legal, natural or socio-political restrictions on the potential use of assets valued on an existing use basis.

## Information about significant unobservable inputs (Level 3) in fair value measurements [where applicable]

Description	Fair value 2024 (\$000)	Fair value 2023 (\$000)	Valuation technique(s)	Unobservable inputs	Range of unobservable inputs (weighted average) 2024	Range of unobservable inputs (weighted average) 2023	Relationship of unobservable inputs to fair value
<i>[insert class of asset or liability]</i>	<i>[insert value]</i>	<i>[insert value]</i>	Income approach	<i>[insert description]</i>	<i>[insert data]</i>	<i>[insert data]</i>	<i>[insert narrative on relationship between input and fair value]</i>



AASB 13.Aus93.1

These disclosure requirements are not required, in respect of not-for-profit public sector entities, for assets within the scope of AASB 116 for which the future economic benefits are not primarily dependent on the asset's ability to generate net cash inflows.

## 9. Other disclosures

### Reference

This section includes additional material disclosures required by accounting standards or other pronouncements, for the understanding of this financial report.


	<b>Notes</b>
<i>AASB 110.3, 19, 21</i>	Events occurring after the end of the reporting period <a href="#">9.1</a>
<i>AASB 108.41-49(c)</i>	Changes in accounting policies <a href="#">9.2</a>
<i>AASB 108.30, 31</i>	Future impact of Australian standards issued but not yet operative <a href="#">9.3</a>
<i>AASB 124.17, 17A</i>	Key management personnel <a href="#">9.4</a>
<i>AASB 124.18, 26</i>	Related party transactions <a href="#">9.5</a>
<i>TI 951(3), (4)</i>	Related bodies <a href="#">9.6</a>
<i>TI 951(5), (6)</i>	Affiliated bodies <a href="#">9.7</a>
<i>TI 1103(15)</i>	Special purpose accounts <a href="#">9.8</a>
<i>AASB 1054.10</i>	Remuneration of auditors <a href="#">9.9</a>
<i>AASB 5.30</i>	Non-current assets classified as assets held for sale <a href="#">9.10</a>
<i>AASB 101.106</i>	Equity <a href="#">9.11</a>
<i>TI 952(6)</i>	Supplementary financial information <a href="#">9.12</a>

## Reference

**9.1 Events occurring after the end of the reporting period**AASB 110.3, 19,  
21

The following table represents a summary of events occurring after the end of the reporting period:

- Provide details of the events that occurred after the end of the reporting period



	<b>Guidance – Events occurring after the end of the reporting period</b>
AASB 110.3	<p><i>Events after the end of the reporting period are those events, favourable and unfavourable, that occur between the end of the reporting period and the date when the financial statements are authorised for issue. Two types of events can be identified:</i></p> <ul style="list-style-type: none"> <li>• <i>those that provide evidence of conditions that existed at the end of the reporting period (adjusting events after the end of the reporting period); and</i></li> <li>• <i>those that are indicative of conditions that arose after the end of the reporting period (non-adjusting events after the end of the reporting period).</i></li> </ul> <p><b>Updating disclosure about conditions at the end of the reporting period</b></p> <p><i>If an agency receives information after the end of the reporting period about conditions that existed at the end of the reporting period, it shall update disclosures that relate to these conditions, in light of the new information.</i></p> <p><b>Non-adjusting Events After the End of the Reporting Period</b></p> <p><i>If non-adjusting events after the end of the reporting period are material, non-disclosure could influence the economic decisions of users taken on the basis of the financial report. Accordingly, an agency shall disclose the following for each material category of non-adjusting- event after the end of the reporting period:</i></p> <ul style="list-style-type: none"> <li>• <i>the nature of the event; and</i></li> <li>• <i>an estimate of its financial effect, or a statement that such an estimate cannot be made.</i></li> </ul>

## Reference

**9.2 Changes in accounting policy**AASB 110.3, 19,  
21

The following table represents a summary of prior period errors/changes in accounting policy:

- Provide details of the changes in accounting policy.

	<p><b>Guidance – Initial application of Australian Accounting Standards</b></p> <p>The following standards are first applied for the reporting period ended on 30 June 2024:</p> <ul style="list-style-type: none"> <li>• AASB 2021-2 - Amendments to Australian Accounting Standards – Disclosure of Accounting Policies and Definition of Accounting Estimates</li> <li>• AASB 2021-5 - Amendments to Australian Accounting Standards – Deferred Tax related to Assets and Liabilities arising from a Single Transaction</li> <li>• AASB 2021-6 - Amendments to Australian Accounting Standards – Disclosure of Accounting Policies: Tier 2 and Other Australian Accounting Standards</li> <li>• AASB 2021-7b - Amendments to Australian Accounting Standards – Effective Date of Amendments to AASB 10 and AASB 128 and Editorial Corrections</li> <li>• AASB 2022-1 - Amendments to Australian Accounting Standards – Initial Application of AASB 17 and AASB 9 – Comparative Information</li> <li>• AASB 2022-7 - Editorial Corrections to Australian Accounting Standards and Repeal of Superseded and Redundant Standards</li> <li>• AASB 2022-8 - Amendments to Australian Accounting Standards – Insurance Contracts: Consequential Amendments</li> <li>• AASB 2023-2 – Amendments to Australian Accounting Standards – International Tax Reform – Pillar Two Model Rules</li> <li>• AASB 2023-4 - Amendments to Australian Accounting Standards – International Tax Reform – Pillar Two Model Rules: Tier 2 Disclosures</li> </ul> <p>Agencies should ensure they:</p> <ul style="list-style-type: none"> <li>• review the list of pending standards at: <a href="https://www.aasb.gov.au">Accounting Standards (aasb.gov.au)</a></li> <li>• identify standards with potentially material impact on the reported results of the agency;</li> <li>• put in place appropriate procedures to consider and measure the potential impact; and</li> <li>• provide appropriate disclosures around the expected impact of the standard.</li> </ul>
  AASB 108.42, 49  AASB 108.44, 45	<p><b>Guidance – Correction of prior period errors</b></p> <p>Where an agency has identified material prior period errors, they should be retrospectively corrected in the first complete set of financial statements authorised for issue after their discovery by:</p> <ul style="list-style-type: none"> <li>• restating the comparative amounts for the prior period(s) presented in which the error occurred; or</li> <li>• if the error occurred before the earliest prior period presented, restating the opening balances of assets, liabilities and equity for the earliest prior period presented.</li> </ul> <p>Exemptions to this arise when it is demonstrably impracticable to measure the effect of the prior period error. In such circumstances appropriate disclosures need to be made to describe the event.</p> <p>Whether or not the impact is measured, agencies need to provide adequate narration to the financial statements to allow for users to understand the impact of the error on the financial results.</p>





### **Guidance – Changes in accounting policies**

AASB 108.22,  
29

*Where an agency elects to make policy changes voluntarily that change should be applied retrospectively. Where the policy change is applied retrospectively, it needs to demonstrate the effect on the earliest period possible, i.e. the opening balance of the comparative period. An example of a voluntary change in accounting policy is an increase in the asset capitalisation threshold.*

*Under AASB 108 Accounting Policies, Changes in Accounting Estimates and Errors, voluntary changes in accounting policy and correction of prior period errors are adjusted against the opening balances of each affected component of equity in the comparatives. Note that changes in accounting policy under AASB 116 Property, Plant and Equipment and AASB 138 Intangible Assets in respect of the revaluation of assets are not accounted for under AASB 108. Changes to the revaluation model under these Standards are not applied retrospectively.*

*Under limited circumstances, where it is impracticable to determine the period-specific effects of changing an accounting policy, the current period may be the beginning of the earliest period for which retrospective application is practicable for a change in accounting policy.*

**Reference**      **9.3 Future impact of Australian Accounting Standards not yet operative**

AASB 108.30, 31      The Agency cannot early adopt an Australian Accounting Standard unless specifically permitted by TI 1101 *Application of Australian Accounting Standards and Other Pronouncements* or by an exemption from TI 1101. Where applicable, the Agency plans to apply the following Australian Accounting Standards from their application date.

**Operative for reporting periods beginning on/after**

**Operative for reporting periods beginning on/after 1 Jan 2024**

**AASB 2020-1**      *Amendments to Australian Accounting Standards – Classification of Liabilities as Current or Non-current*

This Standard amends AASB 101 to clarify requirements for the presentation of liabilities in the statement of financial position as current or non-current.

**1 Jan 2024**

There is no financial impact.

**AASB 2022-5**      *Amendments to Australian Accounting Standards – Lease Liability in a Sale and Leaseback*

This Standard amends AASB 16 to add measurement requirements for sale and leaseback transactions that satisfy the requirements in AASB 15 to be accounted for as a sale.

**1 Jan 2024**

There is no financial impact.

**AASB 2022-6**      *Amendments to Australian Accounting Standards – Non-current Liabilities with Covenants*

This Standard amends AASB 101 to improve the information an entity provides in its financial statements about liabilities arising from loan arrangements for which the entity's right to defer settlement of those liabilities for at least twelve months after the reporting period is subject to the entity complying with conditions specified in the loan arrangement. The Standard also amends an example in Practice Statement 2 regarding assessing whether information about covenants is material for disclosure.

**1 Jan 2024**

There is no financial impact.

**AASB 2022-10**      *Amendments to Australian Accounting Standards – Fair Value Measurement of Non-Financial Assets of Not-for-Profit Public Sector Entities*

This Standard amends AASB 13 for fair value measurements of non-financial assets of not-for-profit public sector entities not held primarily for their ability to generate net cash inflows. Specifically, it provides guidance on how the cost approach is to be applied to measure the asset's fair value, including guidance on the nature of costs to include in the replacement cost of a reference asset.

**1 Jan 2024**

As such, for non-financial assets measured by the cost approach, professional and management fees are to be included in the replacement cost of a reference asset (that are currently excluded by the valuer). This is likely to increase the fair value of those assets (and a corresponding increase in other comprehensive income accumulated in revaluation surplus).

**AASB 2023-1** *Amendments to Australian Accounting Standards – Supplier Finance Arrangements*

This Standard amends: (a) AASB 107; and (b) AASB 7 as a consequence of the issuance of International Financial Reporting Standard Supplier Finance Arrangements (Amendments to IAS 7 and IFRS 7) by the International Accounting Standards Board in May 2023.

**1 Jan 2024**

There is no financial impact.

**Operative for reporting periods beginning on/after 1 Jan 2025**

**AASB 2014-10** *Amendments to Australian Accounting Standards – Sale or Contribution of Assets between an Investor and its Associate or Joint Venture*

This Standard amends AASB 10 and AASB 128 to address an inconsistency between the two standards.

**1 Jan 2025**

The Agency has not assessed the impact of the Standard.

**AASB 2021-7c** *Amendments to Australian Accounting Standards – Effective Date of Amendments to AASB 10 and AASB 128 and Editorial Corrections*

This Standard further defers (to 1 January 2025) the amendments to AASB 10 and AASB 128 relating to the sale or contribution of assets between an investor and its associate or joint venture.

**1 Jan 2025**

The standard also includes editorial corrections.

The Agency has not assessed the impact of the Standard.

**AASB 2023-5** *Amendments to Australia Accounting Standards – Lack of Exchangeability*

This Standard amends AASB 121 and AASB 1 to require entities to apply a consistent approach to determining whether a currency is exchangeable into another currency and the spot exchange rate to use when it is not exchangeable.

The Standard also amends AASB 121 to extend the exemption from complying with the disclosure requirements for entities that apply AASB 1060 to ensure Tier 2 entities are not required to comply with the new disclosure requirements in AASB 121 when preparing their Tier 2 financial statements.

**1 Jan 2025**

The Agency has not assessed the impact of the Standard.

**Operative for reporting periods beginning on/after 1 Jan 2026****AASB 2022-9 Amendments to Australian Accounting Standards – Insurance Contracts in the Public Sector**

This Standard amends AASB 17 and AASB 1050 to include modifications with respect to the application of AASB 17 by public sector entities.

This Standard also amends the following Standards to remove the temporary consequential amendments set out in AASB 2022-8 since AASB 4 and AASB 1023 do not apply to public sector entities for periods beginning on or after 1 July 2026: (a) AASB 1; (b) AASB 3; (c) AASB 5; (d) AASB 7; (e) AASB 9; (f) AASB 15; (g) AASB 119; (h) AASB 132; (i) AASB 136; (j) AASB 137; (k) AASB 138; (l) AASB 1057; and (m) AASB 1058

**1 Jul 2026**

The Agency has not assessed the impact of the Standard.



Where any new or amended standards issued but not effective do not impact the reported results of the agency, the following suggested wording should be used to demonstrate compliance with AASB 108.30:

“After assessed all new or amended standards issued but not yet effective, the agency has determined that none of those issued standards impact future reported results.”



### **Guidance – Standards issued but not yet effective**

Agencies should ensure they:

- review the list of pending standards at [Accounting Standards \(aasb.gov.au\)](https://www.aasb.gov.au);
- identify standards with potentially material impact on the reported results of the agency;
- put in place appropriate procedures to consider and measure the potential impact of the standard; and
- provide appropriate disclosures around the expected impact of the standard.

Appropriate disclosures include:

- if the agency has undertaken an assessment of the standard;
- conclusions of that assessment and materiality of the potential impact;
- summary of expected impacts on statement of financial position and statement of comprehensive income; and
- if the changes are unlikely to effect the agency.



In the table above suggested wording has been included about the potential impacts these standards may have on the reported results of agencies in [*italics*]. This is **suggested wording** only. Agencies should ensure they undertake the appropriate assessment and make the appropriate disclosures.

## Reference

**9.4 Key management personnel**AASB 124.17,  
17A


The Agency has determined key management personnel to include cabinet ministers and senior officers of the Agency. The Agency does not incur expenditures to compensate Ministers and those disclosures may be found in the *Annual Report on State Finances*.

TI 952(2)(i)(b)

The total fees, salaries, superannuation, non-monetary benefits and other benefits for senior officers of the Agency for the reporting period are presented within the following bands:

Compensation band (\$)	2024	2023
200,001 – 250,000	1	1
150,001 – 200,000	1	-
100,001 – 150,000	2	2
50,001 – 100,000	1	2
0 – 50,000	1	1
	<b>2024</b>	<b>2023</b>
	<b>(\$000)</b>	<b>(\$000)</b>
Short-term employee benefits	596	450
Post-employment benefits	54	43
Other long-term benefits	(30)	47
Termination benefits	-	-
<b>Total compensation of senior officers</b>	<b>620</b>	<b>540</b>

Total compensation includes the superannuation expense incurred by the Agency in respect of senior officers.

	<b>Guidance – Key management personnel</b>
TI 952(2)(i)(b)	<i>Departments and Statutory Authorities shall disclose the number of senior officers whose total compensation for the reporting period falls within each band of income of \$50,000.</i>
TI 952(2)(i)(c)	<i>Statutory Authorities shall additionally disclose the number of members of the accountable authority, whose total compensation for the reporting period falls within each band of income of \$10,000, separately from those for other senior officers.</i>
TI 952(2)(i)(d)	<p><i>Departments and Statutory Authorities should ensure they disclose the number of senior officers who are members of the Pension Scheme.</i></p> <p><i>Compensation should be determined by applying the relevant requirements under AASB 119 'Employee Benefits' as the basis for measuring the components of remuneration.</i></p> <p><i>AASB 119 distinguishes employee benefits on the basis of when the benefits are expected to be settled and the employment status at the time of that settlement.</i></p>

## Reference

AASB 124.13, 14,  
and 26  
APG 4

## 9.5 Related party transactions

The Agency is a wholly owned public sector entity that is controlled by of the State of Western Australia.

Related parties of the Agency include:

- all cabinet ministers and their close family members, and their controlled or jointly controlled entities;
- all senior officers and their close family members, and their controlled or jointly controlled entities;
- other departments and statutory authorities, including related bodies, that are included in the whole of government consolidated financial statements (i.e. wholly-owned public sector entities);
- associates and joint ventures of a wholly-owned public sector entity; and
- the Government Employees Superannuation Board (GESB).


### Significant transactions with Government-related entities

In conducting its activities, the Agency is required to transact with the State and entities related to the State. These transactions are generally based on the standard terms and conditions that apply to all agencies. Significant transactions include:

- service appropriation ([Note 4.1](#));
- capital appropriation ([Note 9.11](#));
- superannuation contributions to GESB ([Note 3.1\(a\)](#));
- amounts due to the Treasurer ([Note 6.7](#)); and
- remuneration for services provided by the Auditor General ([Note 9.9](#)).

### Material transactions with other related parties

Outside of normal citizen type transactions with the Agency, there were no other related party transactions that involved key management personnel and/or their close family members and/or their controlled (or jointly controlled) entities.

	<b>Example of a specific related party disclosure note</b>
AASB 124.18	<p>During the year, a company controlled by a related party of a Minister, was awarded a contract under the selective tender process on terms and conditions equivalent for those that prevail in arm's length transactions under the State's procurement process. The transaction involved the provision of IT support services to support the migration of the agency's financial management system and various databases to cloud-based platforms with a total value of \$45 million spread evenly over four years. The contract imposes no further commitments.</p> <p>All other transactions that have occurred with key management personnel and other related parties have been trivial or domestic in nature.</p>



### **Guidance – Related party transactions**

APG 4

*The Western Australian Government is the parent of almost all public sector agencies. However, agencies should note that there are a number of entities that are not regarded as being controlled (for example: universities, local governments, the Public Trustee and the Legal Contribution Trust) by the State.*

*The Government Employee Superannuation Board is a related party as it benefits the majority of the agency's employees in accordance with paragraph 9(b)(v) of AASB 124, despite not being controlled by the Western Australian Government.*

*Refer to the 'Composition of Sectors' note in Appendix 1 'Detailed Financial Projections' of the Budget Paper No. 3 'Economic and Fiscal Outlook' for a list of entities included in the State's consolidated financial statements.*

*AASB 124 only require the disclosure of material related party transactions, including outstanding balances and commitments.*

- *Materiality is subject to professional judgement and goes beyond the dollar value of the transaction or balance.*
- *Judgements should consider the objective of the Standard when determining whether quantitative or qualitative materiality justifies the disclosure, or non-disclosure, of transactions in the financial statements.*

*However, it is important to note that all key management personnel need to complete the mandated declaration form.*

*This information is necessary to enable agencies to prepare the financial statements and external auditors to conduct the necessary audit work according to Australian Auditing Standard ASA 550 Related Parties.*

*This provides evidence (subject to audit) that all relevant information has been made available for the assessment and also because a transaction that may appear immaterial on its own, may in combination with other like transactions have a material effect on the State's or agency's financial statements and therefore warrants disclosure.*



## Reference

**9.6 Related bodies**

TI 951(3), (4)

The Agency had two related bodies during the reporting period and meet all operating expenses of these bodies as follows:


	<b>2024</b> <b>(\$000)</b>	<b>2023</b> <b>(\$000)</b>
TNT Agency	6,290	6,540
ABN Agency	75	70
<b>Total</b>	<b>6,365</b>	<b>6,610</b>

The transactions and results of the related bodies have been included in the financial statements.

**9.7 Affiliated bodies**

TI 951(5), (6)

Excellent Board is a government affiliated body that received administrative support and a grant of \$2,300,000 (2023: \$1,200,000) from the Agency. The Excellent Board is not subject to operational control by the Agency.

	<b>Guidance – Related and affiliated bodies</b>
TI 951(3)	<i>A related body is a body that receives more than half of its funding and resources from an agency and is subject to operational control by that agency.</i>
TI 951(5)	<i>An affiliated body is a body that receives more than half its funding and resources from an agency but is not subject to operational control by that agency.</i>

## Reference

**9.8 Special purpose accounts**

FMA sec 17  
TI 1103(15)(iii)

*The Prize Fund<sup>(a)</sup>*

The purpose of the account is to hold funds from donations and bequests in trust for the purpose of awarding prizes to schools and colleges in the information technology field.

	<b>2024</b>	<b>2023</b>
	<b>(\$000)</b>	<b>(\$000)</b>
Balance at start of period	-	560
Receipts	390	135
Payments	(305)	(695)
<b>Balance at end of period</b>	<b>85</b>	<b>-</b>

*The Industry Fund<sup>(b)</sup>*

The purpose of the account is to hold funds appropriated by Parliament for the development of initiatives improving the competitiveness of the Western Australian technology industry.

	<b>2024</b>	<b>2023</b>
	<b>(\$000)</b>	<b>(\$000)</b>
Balance at start of period	-	-
Receipts	100	-
Payments	(50)	-
<b>Balance at end of period</b>	<b>50</b>	<b>-</b>

(a) Established under section 16(1)(c) of FMA.

(b) Established under section 16(1)(d) of FMA.

**Guidance – Special purpose accounts**

TI 1103(15)(iii)

Agencies are required to provide cash-based reporting for any special purpose accounts established under section 16(1)(b), (c) or (d) of the FMA. The relevant disclosure requirements are:

- the purpose of the special purpose account;
- the balance of the account at the beginning of the reporting period;
- total receipts;
- total payments; and
- the balance of the account at the end of the reporting period.


The above information can be presented in a table format.

## Reference

**9.9 Remuneration of auditors**

AASB 1054.10 Remuneration paid or payable to the Auditor General in respect of the audit for the reporting period is as follows:

	<b>2024</b>	<b>2023</b>
	<b>(\$000)</b>	<b>(\$000)</b>
Auditing the accounts, financial statements, controls, and key performance indicators	55	50

	<b>Guidance – Remuneration of auditors</b>
AASB 1054.10-11	<p>AASB 1054 requires agencies to disclose the amounts paid or payable to:</p> <p>(a) The auditor of the entity for an audit or a review of the financial statements of the entity; and</p> <p>(b) The auditor of the entity for non-audit services in relation to the entity, disclosing separately the nature and amount of each of the non-audit services provided by the auditor.</p>

## Reference

AASB 5.30

**9.10 Non-current assets classified as assets held for sale**

The following table represents a summary of assets held for sale:

	Land	Plant, equipment and vehicles	Less write- down from cost to fair value less selling costs	Total
<b>2023</b>				
Opening Balance	-	2,170	-	2,170
Assets reclassified as held for sale	1,090	6,958	(1,100)	6,948
<b>Total assets classified as held for sale</b>	<b>1,090</b>	<b>9,128</b>	<b>(1,100)</b>	<b>9,118</b>
Less assets sold	-	(7,090)	600	(6,490)
Total non-current assets classified as assets held for sale at end of period	<b>1,090</b>	<b>2,038</b>	<b>(500)</b>	<b>2,628</b>
<b>2024</b>				
Opening Balance	1,090	2,038	(500)	2,628
Assets reclassified as held for sale	-	3,370	(470)	2,900
<b>Total assets classified as held for sale</b>	<b>1,090</b>	<b>5,408</b>	<b>(970)</b>	<b>5,528</b>
Less assets sold	(1,090)	(2,038)	(500)	(2,628)
Total non-current assets classified as assets held for sale at end of period	-	<b>3,370</b>	<b>(470)</b>	<b>2,900</b>



AASB 5.Aus2.1  
AASB 1004

This note may be extended to include discontinued operations where relevant. However, discontinued operations does not refer to restructuring of administrative arrangements. Restructuring of administrative arrangements is out of scope of AASB 5.



### **Guidance – Non-current assets held for sale**

*Discontinued operations are rare in the public sector and therefore are not addressed in this model.*

*Disclose any write-downs that occurred during the reporting period.*

*The above table is a long-hand disclosure and is included as guidance. The following remarks are provided for clarity:*

- (i) The contra amount under opening balance is equivalent to write-downs from prior reporting periods.*
- (ii) The contra amount under assets reclassified as held for sale is equivalent to the write-down in the current reporting period.*
- (iii) The contra amount under total assets classified as held for sale is equal to the contra amount for (i) and (ii).*
- (iv) The contra amount under assets sold is the full amount of write-downs attributable to the assets sold. In this example, all assets in the opening balance were sold within the reporting period.*

AASB 5.41

*Describe the non-current asset, the facts and circumstances of the disposal, and the expected manner and timing of that disposal.*

*Where an agency decides to change its plan to sell an asset held for sale or the criteria for the classification of an asset held for sale is no longer met, the agency must reclassify it and adjust in accordance with AASB 5. Disclose a description of the facts and circumstances leading to the decision and its effect on the results of the operations for the period and any prior periods presented.*

Reference

**9.11 Equity**

	<b>2024</b>	<b>2023</b>
	<b>(\$000)</b>	<b>(\$000)</b>
<b>Contributed equity</b>		
Balance at start of period	87,800	33,650
<i>Contributions by owners</i>		
Capital appropriation	12,000	65,000
<i>Other contributions by owners</i>		
Royalties for Regions Fund – Regional Infrastructure and Headworks Account	-	-
Royalties for Regions Fund – Regional Community Services Account	-	-
<i>Transfer of net assets from other agencies</i>		
[Provide details]	-	1,500
<b>Total contributions by owners</b>	<b>12,000</b>	<b>66,500</b>
<i>Distributions to owners</i>		
Transfer of net assets to other agencies:		
Land for sale transferred to the DPLH	-	(1,090)
Net assets transferred to Government:		
Proceeds for disposal of assets paid to Consolidated Account		(11,260)
<b>Total distributions to owners</b>		<b>(12,350)</b>
<b>Total contributed equity at end of period</b>	<b>99,800</b>	<b>87,800</b>

AASB 101.106A

	<b>2024</b>	<b>2023</b>
	<b>(\$000)</b>	<b>(\$000)</b>
<b>Reserves</b>		
Balance at start of period	205,500	180,000
<i>Changes in asset revaluation surplus</i>		
Land	15,000	5,500
Buildings	45,000	18,000
Plant and equipment	-	-
Infrastructure	40,000	2,000
Others [describe]	-	-
<b>Total asset revaluation surplus at end of period</b>	<b>305,500</b>	<b>205,500</b>



## Guidance – Contributed equity

TI 955(3)(i)  
Int 1038

### Capital appropriations

TI 955 Contributions by Owners Made to Wholly Owned Public Sector Entities designates capital appropriations as contributions by owners in accordance with Interpretation 1038 Contributions by Owners Made to Wholly-Owned Public Sector Entities.

### Transfer of net assets from other agencies

AASB 1004.54-  
59

AASB 1004 Contributions requires transfers of net assets as a result of a restructure of administrative arrangements to be accounted for as contributions by owners and distributions to owners.

Where activities are transferred from one agency to another agency as a result of a restructure of administrative arrangements, AASB 1004 (paragraph 57) requires the transferee agency to disclose the expenses and income attributable to the transferred activities for the reporting period, showing separately those expenses and income recognised by the transferor agency during the reporting period. Furthermore, AASB 1004 (paragraph 58) requires disclosures by class for each material transfer of assets and liabilities in relation to a restructure of administrative arrangements, together with the name of the counterparty transferor/transferee agency. In respect of transfers that are individually immaterial, the assets and liabilities are to be disclosed on an aggregate basis.

TI 955 designates non-discretionary and non-reciprocal transfers of net assets between agencies as contributions by owners in accordance with Interpretation 1038. Where the transferee agency accounts for a non-discretionary and non-reciprocal transfer of net assets as a contribution by owners, the transferor agency accounts for the transfer as a distribution to owners.

TI 955(5)  
Int 1038

### Distribution to owners

TI 955 requires non-reciprocal transfers of net assets to Government to be accounted for as distribution to owners in accordance with Interpretation 1038.

## Reference

**9.12 Supplementary financial information**

FMA sec 48  
FMR reg 7  
TI 952(5)(i)

**(a) Write-offs**

During the reporting period, nil (2023: \$370,000) was written off the Agency's asset register under the authority of:

	2024 (\$000)	2023 (\$000)
TI 807		
The accountable authority	-	10
The Minister	-	105
The Treasurer	-	255
	-	<b>370</b>

FMA sec 49  
TI 952(5)(ii)

**(b) Losses through theft, defaults and other causes**

	2024 (\$000)	2023 (\$000)
Losses of public money and public and other property through theft or default	-	-
Amounts recovered	-	-
	-	-

TI 952(5)(iii)


**(c) Forgiveness of debts**


	2024 (\$000)	2023 (\$000)
Forgiveness (or waiver) of debts by the Agency	-	-
	-	-

TI 952(5)(iv)

**(d) Gifts of public property**

	2024 (\$000)	2023 (\$000)
Gifts of public property provided by the Agency	-	-
	-	-

	<b>Guidance – Supplementary financial information</b>
	<i>Disclose details of any other write-offs during the reporting period, such as bad debts and, revenue and debts due to the State, public and other property written off during the reporting period.</i>

	<b>Forgiveness (or waiver) of debts by the Agency</b>
TI 952(5)(iii)	<i>Forgiving or waiving debts occurs under other written law administered by the Agency. Where this occurs, TI 952 then requires disclosure of amounts forgiven or waived as a total.  Amounts written off under section 48 of the FMA should not be disclosed in this total.</i>



## 10. Explanatory statements

### Reference

This section explains variations in the financial performance of the Agency.

	<b>Notes</b>
AASB 1050.6	<a href="#">10.1</a>
AASB 1055.7	<a href="#">10.2</a>

**Reference** **10.1 Explanatory statement for controlled operations**

TI 945(2)(ii)(c),(3),  
(4)

AASB 1055.6-8

This explanatory section explains variations in the financial performance of the Agency undertaking transactions under its own control, as represented by the primary financial statements.

All variances between annual estimates (original budget) and actual results for 2024, and between the actual results for 2024 and 2023 are shown below. Narratives are provided for major variances which are more than 10% of the comparative and which are also more than 1% of the following (as appropriate):

1) Estimate and actual results for the current year:

- Total Cost of Services of the annual estimates for the Statement of comprehensive income and Statement of cash flows (i.e. 1% of \$805,979,000 in the example below), and
- Total Assets of the annual estimates for the Statement of financial position (i.e. 1% of \$1,525,003,000 in the example below).

2) Actual results between the current year and the previous year:

- Total Cost of Services of the previous year for the Statements of comprehensive income and Statement of cash flows (i.e. 1% of \$724,085,000 in the example below), and
- Total Assets of the previous year for the Statement of financial position (i.e. 1% of \$1,369,761,000 in the example below).

**10.1.1 Statement of comprehensive income variances**

	Variance note	Estimate 2024 <sup>1</sup>	Actual 2024	Actual 2023	Variance between actual and estimate	Variance between actual results for 2024 and 2023
		(\$000)	(\$000)	(\$000)	(\$000)	(\$000)
<b>Expenses</b>						
Employee benefits expense	(a)	670,435	669,757	599,002	(678)	70,755
Supplies and services		65,487	60,980	56,345	(4,507)	4,635
Depreciation and amortisation expense		34,530	35,764	36,448	1,234	(684)
Finance costs		679	613	568	(66)	45
Accommodation expenses		6,843	6,963	6,330	120	633
Grants and subsidies		9,904	9,801	8,910	(103)	891
Cost of Sales		5,156	5,560	3,700	404	1,860
Other expenses		12,945	12,059	12,782	(886)	(723)
<b>Total cost of services</b>		<b>805,979</b>	<b>801,497</b>	<b>724,085</b>	<b>(4,482)</b>	<b>77,412</b>

<b>Income</b>						
User charges and fees		14,654	15,912	14,997	1,258	915
Sales		13,348	14,267	12,970	919	1,297
Commonwealth grants		1,050	1,100	1,000	50	100
Interest revenue		-	-	-	-	-
Other Income		2,015	2,170	6,300	155	(4,130)
<b>Total income other than income from State Government</b>		<b>31,067</b>	<b>33,449</b>	<b>35,267</b>	<b>2,382</b>	<b>(1,818)</b>
<b>Net cost of services</b>		<b>774,912</b>	<b>768,048</b>	<b>688,818</b>	<b>(6,864)</b>	<b>79,230</b>
<b>Income from State Government</b>						
Service appropriation	(b)	802,950	803,846	713,701	896	90,145
Income from other public sector entities		-	-	-	-	-
Liabilities assumed		-	-	-	-	-
Resources received		1,507	1,595	1,450	88	145
Royalties for Regions Fund		-	-	-	-	-
<b>Total income from State Government</b>		<b>804,457</b>	<b>805,441</b>	<b>715,151</b>	<b>984</b>	<b>90,290</b>
<b>Surplus/(deficit) for the period</b>		<b>29,545</b>	<b>37,393</b>	<b>26,333</b>	<b>(7,848)</b>	<b>(11,060)</b>
<b>Other comprehensive income</b>						
<b>Items not reclassified subsequently to profit or loss</b>						
Changes in asset revaluation surplus		95,000	100,000	25,500	5,000	74,500
<b>Total other comprehensive income</b>		<b>95,000</b>	<b>100,000</b>	<b>25,500</b>	<b>5,000</b>	<b>74,500</b>
<b>Total comprehensive income for the period</b>		<b>124,545</b>	<b>137,393</b>	<b>51,833</b>	<b>(2,848)</b>	<b>63,440</b>

1. These estimates are published in the State Budget 2023-24, Budget Papers No.2 'Budget Statements'.

**Major estimate and actual (2024) variance narratives:**

Nil

**Major actual (2024) and comparative (2023) variance narratives:**

(a) Employee benefits expense increased by \$70.7 million (11.8%) due to *[insert narrative]*.

(b) Service appropriations increased by \$90.1 million (12.6%) due to *[insert narrative]*.

## 10.1.2 Statement of financial position variances

	Variance notes	Estimate 2024 <sup>1</sup>	Actual 2024	Actual 2023	Variance between actual and estimate	Variance between actual results for 2024 and 2023
		(\$000)	(\$000)	(\$000)	(\$000)	(\$000)
<b>Assets</b>						
<b>Current assets</b>						
Cash and cash equivalents		8,154	8,308	6,435	154	1,873
Restricted cash and cash equivalents		3,210	3,590	970	380	2,620
Inventories		15,400	15,333	15,375	(67)	(42)
Receivables		8,564	9,097	9,311	533	(214)
Amounts receivable for services		17,960	17,139	19,750	(821)	(2,611)
Other current assets		590	550	483	(40)	67
Non-current asset classified as held for sale		2,900	2,900	2,628	-	272
<b>Total current assets</b>		<b>56,778</b>	<b>56,917</b>	<b>54,952</b>	<b>139</b>	<b>1,965</b>
<b>Non-current assets</b>						
Restricted cash and cash equivalents		-	-	50	-	(50)
Receivables		60	60	-	-	60
Amounts receivable for services		70,170	55,725	45,060	(14,445)	10,665
Infrastructure, property, plant and equipment		1,374,690	1,369,572	1,246,992	(5,118)	122,580
Intangible assets		505	1,008	1,402	503	(394)
Right-of-use assets		22,800	22,005	21,245	(795)	760
Service concession assets		-	-	-	-	-
Other non-current assets		-	-	60	-	(60)
<b>Total non-current assets</b>		<b>1,468,225</b>	<b>1,448,370</b>	<b>1,314,809</b>	<b>(19,855)</b>	<b>133,561</b>
<b>Total assets</b>		<b>1,525,003</b>	<b>1,505,287</b>	<b>1,369,761</b>	<b>(19,716)</b>	<b>135,526</b>

<b>Liabilities</b>					
<b>Current liabilities</b>					
Payables	4,106	4,207	4,791	101	(584)
Contract liabilities	908	638	895	(270)	(257)
Capital grant liabilities	980	574	718	(406)	(144)
Borrowings	-	-	-	-	-
Lease liabilities	6,826	5,979	6,562	(847)	(583)
Amounts due to the Treasurer	2,650	2,400	7,970	(250)	(5,570)
Employee related provisions	13,400	13,758	13,950	358	(192)
Other provisions	20	62	45	42	17
Other current liabilities	-	-	-	-	-
<b>Total current liabilities</b>	<b>28,890</b>	<b>27,618</b>	<b>34,931</b>	<b>(1,272)</b>	<b>(7,313)</b>
<b>Non-current liabilities</b>					
Capital grant liabilities	2,610	2,298	2,872	(312)	(574)
Lease liabilities	11,243	11,317	17,296	74	(5,979)
Service concession liabilities	-	-	-	-	-
Employee related provisions	865	989	1,015	124	(26)
Other provisions	600	550	525	(50)	25
Other non-current liabilities	-	1,160	1,160	1,160	-
<b>Total non-current liabilities</b>	<b>15,318</b>	<b>16,314</b>	<b>22,868</b>	<b>996</b>	<b>(6,554)</b>
<b>Total liabilities</b>	<b>44,208</b>	<b>43,932</b>	<b>57,799</b>	<b>(276)</b>	<b>(13,867)</b>
<b>Net assets</b>	<b>1,480,795</b>	<b>1,461,355</b>	<b>1,311,962</b>	<b>(19,440)</b>	<b>149,393</b>
<b>Equity</b>					
Contributed equity	100,300	99,800	87,800	(500)	12,000
Reserves	(a) 326,599	305,500	205,500	(21,099)	100,000
Accumulated surplus/(deficit)	1,053,896	1,056,055	1,018,662	2,159	37,393
<b>Total equity</b>	<b>1,480,795</b>	<b>1,461,355</b>	<b>1,311,962</b>	<b>(19,440)</b>	<b>149,393</b>

1. These estimates are published in the State Budget 2024-25, Budget Papers No.2 'Budget Statements'.

**Major estimate and actual (2024) variance narratives:**

Nil

**Major actual (2024) and comparative (2023) variance narratives:**

(a) Reserves increase by \$100 million (48.6%) due to *[insert narrative]*.

## 10.1.3 Statement of cash flows variances

	Variance notes	Estimate 2024 <sup>1</sup>	Actual 2024	Actual 2023	Variance between actual and estimate	Variance between actual results for 2024 and 2023
		(\$000)	(\$000)	(\$000)	(\$000)	(\$000)
<b>Cash flows from state government</b>						
Service appropriation	(a)	763,234	768,082	677,253	4,848	90,829
Capital appropriations	(b)	11,125	12,000	65,000	875	(53,000)
Funds from other public sector entities		-	-	-	-	-
Holding account drawdown		19,650	19,750	17,951	100	1,799
Royalties for Regions Fund		-	-	-	-	-
<b>Net cash provided by state government</b>		<b>794,009</b>	<b>799,832</b>	<b>760,204</b>	<b>5,823</b>	<b>39,628</b>
<b>Cash flows from operating activities</b>						
<b>Payments</b>						
Employee benefits	(c)	(661,930)	(670,326)	(599,543)	(8,396)	(70,783)
Supplies and services		(65,766)	(61,254)	(56,609)	4,512	(4,645)
Finance costs		(191)	(525)	(491)	(334)	(34)
Accommodation		(6,843)	(6,922)	(6,279)	(79)	(643)
Grants and subsidies		(9,904)	(9,801)	(8,910)	103	(891)
Purchases		(5,000)	(5,518)	(3,650)	(518)	(1,868)
GST payments on purchases		(7,648)	(7,336)	(6,829)	312	(507)
GST payments to taxation authority		-	-	-	-	-
Other payments		(10,973)	(11,447)	(10,986)	(474)	(461)
<b>Receipts</b>						
Sale of goods and services		13,626	14,316	13,069	690	1,247
User charges and fees		15,210	15,655	14,797	445	858
Commonwealth grants		640	382	500	(258)	(118)
Interest received		-	-	-	-	-
GST receipts on sales		2,777	2,345	1,730	(432)	615
GST receipts from taxation authority		4,506	5,056	5,034	550	22
Other receipts		1,000	2,000	1,610	1,000	390
<b>Net cash provided by/(used in) operating activities</b>		<b>(730,496)</b>	<b>(733,375)</b>	<b>(656,557)</b>	<b>(2,879)</b>	<b>(76,818)</b>

<b>Cash flows from investing activities</b>						
<b>Payments</b>						
Purchase of non-current assets	(d)	(55,783)	(58,727)	(96,992)	(2,944)	38,265
<b>Receipts</b>						
Proceeds from sale of non-current assets		2,800	2,798	10,100	(2)	(7,302)
<b>Net cash provided by/(used in) investing activities</b>		<b>(52,983)</b>	<b>(55,929)</b>	<b>(86,892)</b>	<b>(2,946)</b>	<b>30,963</b>
<b>Cash flows from financing activities</b>						
<b>Payments</b>						
Principal elements of lease payments		(6,025)	(6,025)	(1,090)	-	(4,935)
Non-retained revenue distributed to owner	(e)	-	-	(12,350)	-	12,350
Repayment of borrowings		-	-	-	-	-
Payment to accrued salaries account		(10)	(10)	-	-	(10)
<b>Receipts</b>						
Other proceeds		-	-	-	-	-
<b>Net cash provided by/(used in) financing activities</b>		<b>(6,035)</b>	<b>(6,035)</b>	<b>(13,440)</b>	<b>-</b>	<b>7,405</b>
Net increase/(decrease) in cash and cash equivalents		4,495	4,493	3,315	(2)	1,178
Cash and cash equivalents at the beginning of the period		7,455	7,455	4,140	-	3,315
Adjustment for the reclassification of accrued salaries account		(50)	(50)	-	-	(50)
<b>Cash and cash equivalents at the end of the period</b>		<b>11,900</b>	<b>11,898</b>	<b>7,455</b>	<b>(2)</b>	<b>4,443</b>


1. These estimates are published in the State Budget 2023-24, Budget Papers No.2 'Budget Statements'.


**Major estimate and actual (2024) variance narratives:**


Nil

**Major actual (2024) and comparative (2023) variance narratives:**

- (a) Service appropriations increased by \$90.8 million (13.4%) due to [insert narrative].
- (b) Capital appropriations decreased by \$53.0 million (81.5%) due to [insert narrative].
- (c) Employee benefits decrease by \$70.8 million (11.8%) due to [insert narrative].
- (d) Purchase of non-current assets increased by \$38.3 million (39.5%) due to [insert narrative].
- (e) Non-retained revenue distributed to owner increased by \$12.4 million (100.0%) due to [insert narrative].

	<p><b>Guidance – Explanatory statement for controlled items</b></p>
	<p>Narratives are required for major variances between actuals versus comparatives and actuals versus annual estimates. They include commentary on:</p> <ul style="list-style-type: none"> <li>• certain variances greater than a 10% movement in the comparative and greater than the dollar aggregate calculated in accordance with TI 945 Explanatory Statement;</li> <li>• where qualitative evidence indicates omission of narrative information could potentially mislead readers of financial statements; and</li> <li>• items requiring narrative disclosure under written laws.</li> </ul> <p>Agencies are also encouraged to incorporate variances lower than these thresholds where qualitative reasons exist. Explanatory variance narratives are required to disclose details of, and the reasons for, all major variances in the elements comprising the total. This includes variances that offset each other.</p>

	<p><b>Guidance – Disclosure of source of annual estimates (original budget)</b></p>
TI 945 Guidelines	<p>Agencies should disclose whether the annual estimates (original budget) are sourced from:</p> <ul style="list-style-type: none"> <li>• estimates published in the budget papers; or</li> <li>• estimates published in accordance with TI 953 Annual Estimates; or</li> <li>• estimates published in the statement of corporate intent (or business/operational plan) of a statutory authority.</li> </ul> <p>Disclosure should indicate any further particulars of the source document where relevant.</p>

 This disclosure is based on an agency within scope of TI 945. Agencies within scope of TI 945P *Explanatory Statement for Non-GGS Agencies* have differing reporting obligations and this example is not always appropriate.



Reference  
AASB 1055.7

## 10.2 Explanatory statement for administered items (Departments only)

TI 945(2)(d)  
TI 945(4)

This explanatory section explains variations in the financial performance of the Department undertaking transactions that it does not control but has responsibility to the government for, as detailed in the administered schedules.

All variances between annual estimates and actual results for 2024, and between the actual results for 2024 and 2023 are shown below.

Narratives are provided for major variances which are more than 10% of the comparative and which are more than 1% of the Total Administered Income in the comparative (i.e. 1% of \$5,929,000 for the current year and 1% of \$5,130,000 for the previous year in the table below).

	Variance note	Estimate 2024 <sup>1</sup> (\$000)	Actual 2024 (\$000)	Actual 2023 (\$000)	Variance between estimate and actual (\$000)	Variance between actual results for 2024 and 2023 (\$000)
<b>Income from administered items</b>						
<b>Income</b>						
For transfer:						
Regulatory fees and charges	(a)	4,750	4,855	4,050	105	805
Other revenue		1,179	1,140	1,080	(39)	60
[Other items as required]		-	-	-	-	-
<b>Total administered income</b>		<b>5,929</b>	<b>5,995</b>	<b>5,130</b>	<b>66</b>	<b>865</b>
<b>Expenses</b>						
Supplies and services		539	560	520	21	40
Grants and subsidies	(1),(b)	4,125	3,570	2,530	(555)	1,040
Transfer payments	(c)	1,460	1,505	250	45	1,255
[Other items as required]		-	-	-	-	-
<b>Total administered expenses</b>		<b>6,124</b>	<b>5,635</b>	<b>3,300</b>	<b>(489)</b>	<b>2,335</b>

1. These estimates are published in the State Budget 2024-25, Budget Papers No.2 'Budget Statements'.

### Major estimate and actual (2024) variance narratives:


(1) Grants and subsidies decreased by \$0.6 million (13.5%) owing to lower than projected claims received in 2023-24 for eligible Information Technology grants.

### Major actual (2024) and comparative (2023) variance narratives:

(a) Regulatory fees and charges increase by \$0.8 million (19.9%) due to more infringement notices issued than estimated.

(b) Grants and subsidies increased by \$1.0 million (41%) owing to new grant programs targeting Information Technology programs (65% of increase) and Training & Assisting seniors to build computing literacy skills (35% of increase).

(c) Transfer payments increased by \$1.3 million (502%) owing to increased non-retainable regulatory fees legally required to be remitted to the Consolidated Account.

	<b>Guidance – Explanatory statement for administered items (Departments only)</b>
TI 945(2)(ii)(d)	<p>Thresholds for providing narrative on major variances for items administered by departments in accordance with AASB 1055 are stipulated in TI 945. The monetary (quantitative) threshold is determined by reference to a 10% movement in the comparative and the dollar aggregate calculated in accordance with TI 945.</p> <p>Departments may also incorporate variances lower than these thresholds where:</p> <ul style="list-style-type: none"> <li>• qualitative evidence indicates omission of narrative information could potentially mislead readers of financial statements; or</li> <li>• items requiring narrative disclosure under written laws.</li> </ul>
TI 945(4)	<p>Explanatory variance narratives are required to disclose details of, and the reasons for, all major variances in the elements comprising the total. This includes variances that offset each other.</p>

# Audited key performance indicators


## Certification of key performance indicators


**Reference**

TI 905

I hereby certify that the key performance indicators are based on proper records, are relevant and appropriate for assisting users to assess the Agency’s performance, and fairly represent the performance of the Agency for the financial year ended 30 June 2024.

(Signature)  
 B. King  
 Accountable Authority  
 1 September 2024

	<b>Guidance – Audited key performance indicators</b>
TI 903(8)	<p>Agencies are required to include a discussion of actual results against budget targets for both financial and non-financial indicators in the agency performance section of the annual report.</p>
FMA sec 61(1) (b)	<p>In addition to the summary information contained in the agency performance section, agencies should disclose additional information including long term trends, graphs and supporting explanatory notes, as part of this section.</p>
TI 905(2)(ii)	<p>As the key performance indicators are audited, the Auditor General’s opinion is usually inserted into this section.</p>
	<p>Where the accountable authority is a body, the statement shall be signed by two members of that body.</p>

	<b>Guidance – Changes to key performance indicators or OBM structure</b>
TI 904(4)	<p>Agencies contemplating changes to their OBM structures for the Budget are encouraged to liaise with the relevant Treasury analyst as soon as possible to discuss the process and the proposed changes. Ideally, initial discussions with Treasury would occur before mid-November.</p> <p>Changes to government desired outcomes and key performance indicators require prior approval of the Under Treasurer.</p>

## Detailed information in support of key performance indicators

**Reference**

TI 904(3)(iv)

Agency level desired outcome: sustainability of the provision of information technology

<b>Outcome 1: Sustainability of the provision of information technology</b>	<b>2021</b>	<b>2022</b>	<b>2023</b>	<b>2024</b>
---	-------------	-------------	-------------	-------------

*Key effectiveness indicator*

<ul style="list-style-type: none"> <li>The proportion (%) of government agencies using sustainable information technology plans</li> </ul>	82%	83%	85%	86%
--	-----	-----	-----	-----

<b>Service 1: Information Technology</b>	<b>2021</b>	<b>2022</b>	<b>2023</b>	<b>2024</b>
--	-------------	-------------	-------------	-------------

*Key efficiency indicator*

<ul style="list-style-type: none"> <li>Cost per sustainable IT plan</li> </ul>	\$24,000	\$23,500	\$22,700	\$21,950
--	----------	----------	----------	----------

<b>Outcome 2: The improvement to the level of information technology for the public sector</b>	<b>2021</b>	<b>2022</b>	<b>2023</b>	<b>2024</b>
--	-------------	-------------	-------------	-------------

*Key effectiveness indicator*

<ul style="list-style-type: none"> <li>The proportion (%) of government agencies upgrading their information technology</li> </ul>	69%	71%	75%	76%
--	-----	-----	-----	-----

<b>Service 2: Training and assistance</b>	<b>2021</b>	<b>2022</b>	<b>2023</b>	<b>2024</b>
---	-------------	-------------	-------------	-------------

*Key efficiency indicators*

<ul style="list-style-type: none"> <li>Clients assisted per staff member (client/staff ratio)</li> </ul>	0.45	0.41	0.36	0.39
<ul style="list-style-type: none"> <li>Cost per hour of service delivered</li> </ul>	\$5,577	\$5,343	\$5,200	\$5,311

<b>Outcome 3: Improvement to the competitiveness of the Western Australian technology industry</b>	<b>2021</b>	<b>2022</b>	<b>2023</b>	<b>2024</b>
--	-------------	-------------	-------------	-------------

*Key effectiveness indicators*

<ul style="list-style-type: none"> <li>Gross value of goods and services produced (\$m)</li> </ul>	\$195	\$200	\$205	\$206
<ul style="list-style-type: none"> <li>Uptake of new technology (%)</li> </ul>	65%	65%	67%	68%

<b>Service 3: Competition policy</b>	<b>2021</b>	<b>2022</b>	<b>2023</b>	<b>2024</b>
--------------------------------------	-------------	-------------	-------------	-------------

*Key efficiency indicators*

<ul style="list-style-type: none"> <li>Cost per advisory program</li> </ul>	\$19,300	\$19,210	\$18,800	\$18,900
<ul style="list-style-type: none"> <li>Cost per hour of service delivered</li> </ul>	\$5,531	\$5,321	\$5,059	\$5,155



### Guidance – Additional key performance indicator information

TI 903  
Guidelines

An example of longer-term trend data is shown above. This is also an appropriate place to provide graphs and charts.

Insert a brief description of the services provided and a statement of how each service contributes to the identified agency level government desired outcome.

In addition to the information disclosed on outcomes and services in the report on the operations, accountable authorities are required to disclose:

- the relationship between government goals (if applicable), agency level government desired outcomes and services;



### **Guidance – Additional key performance indicator information**

- key performance indicators of effectiveness; and
- key performance indicators of efficiency or cost effectiveness (if applicable).

*Key effectiveness indicators provide information on the extent to which agency level government desired outcomes have been achieved through the funding and production of agreed services. For statutory authorities that are the subject of a separate division of the Consolidated Account Expenditure Estimates, the agency level government desired outcomes are those specified in the Budget Statements. For off-budget agencies, the government agency level government desired outcomes will need to be either approved in accordance with the relevant enabling legislation or specified/endorsed by the Minister.*

*Agencies are encouraged to supplement their reporting of effectiveness with narrative. This narrative may include comment on the projected timing of outcomes to be achieved in the long term. It is also appropriate for agencies to identify and discuss influences on achievement of outcomes other than their own services. These influences may include services provided by other agencies, or factors such as social or demographic trends.*

*Key efficiency indicators generally relate services to the level of resource inputs required to deliver them. In some cases 'per unit cost' information provided in the budget process may fulfil the key performance indicator reporting requirement. In other cases, cost per unit information may need to be aggregated, or productivity indicators used.*


*Key cost effectiveness indicators relate outcomes directly to inputs. In addition to providing key cost effectiveness indicators where there are no suitable key efficiency indicators, agencies are encouraged to also report cost effectiveness indicators where doing so adds value to reporting information.*

*Further information on, and discussion of, agency level government desired outcomes, services and key performance indicators are available in the Treasury publication ['Outcome Based Management: Guidelines for Use in the Western Australian Public Sector'](#).*

# Other statutory information

*Reference*      **Ministerial directions**

TI 903(12)      No Ministerial directives were received during the financial year.

	<b>Guidance – Ministerial directions</b>
	<i>Disclose any Ministerial directives relevant to the setting of desired outcomes or operational objectives, the achievement of desired outcomes or operational objectives, investment activities, and financing activities.</i>

## Other financial disclosures

TI 903(13)(i)

### Pricing policies of services provided

The Agency charges for goods and services rendered on a full or partial cost recovery basis. These fees and charges were determined in accordance with [Costing and Pricing Government Services: Guidelines for Use by Agencies in the Western Australian Public Sector](#) published by Treasury.

The current list of fees and charges were published in the Gazette on 31 December 2022 and introduced/payable from 7 January 2023. Details are available on the Agency's website at [www.agency.wa.gov.au](http://www.agency.wa.gov.au).

TI 903(13)(ii)

### Capital works

#### *Capital project incomplete*

The construction of a new building to accommodate the Agency's increasing demand for additional seminars and training sessions will be completed by January 2026. The building will also be used as a display centre for new computer equipment, which will be open to the public for viewing. The estimated total cost of the project is \$20,000,000 and the estimated remaining cost to complete the project at 30 June 2024 is \$13,000,000.

#### *Capital projects completed*

No capital projects were completed during 2024.

TI 903(13)(iii)

### Employment and industrial relations

Staff Profile	2024	2023
Full-time permanent	260	255
Full-time contract	150	140
Part-time measured on a FTE basis	10	8
On secondment	3	2
	423	405

### Staff development

The Agency has a commitment to the development of its employees. Our strategies are to build a highly skilled, professional and fair workforce with the ability to adapt to changing business technology and the environment.

During the financial year, our employees received training in excess of 3,000 hours of in-house and external training. As the result of our commitment to staff training and development, we are recognised as the industry leader in the information technology area in the public sector.

### Workers compensation

Five compensation claims of a minor nature were recorded during the financial year. This compares with seven compensation claims of a minor nature recorded in 2023.

Reference


### Governance disclosures


TI 903(14)

[populated by agencies in line with requirements]

Reference

## Other legal requirements

	<b>Act of grace payments</b>
FMA sec 80	<b>Sample disclosure:</b> This note header has been included as a placeholder for the disclosure of act of grace (and ex gratia) payments. Where an agency did not make the payments, this note should be omitted.

	<b>Guidance – Act of grace payments</b>
TI 319(15)(i) TI 903(15)(i)	<p>An agency shall disclose all act of grace payments made by it during a reporting period in the annual report of the agency.</p> <p>The following information should be disclosed in relation to each act of grace (or ex gratia) payment:</p> <ul style="list-style-type: none"> <li>• the payment date;</li> <li>• the amount of the payment; and</li> <li>• the purpose of the payment.</li> </ul> <p>It may <b>not</b> be appropriate to disclose the recipient(s) of the payment. Legal advice should be sought before such a disclosure is made.</p>

TI 903(15)(ii)


### Unauthorised use of credit cards

Officers of the Agency hold corporate credit cards where their functions warrant usage of this facility. Despite each cardholder being reminded of their obligations annually under the Agency's credit card policy, one employee inadvertently used the corporate credit card for parking at an event that they were not attending in an official capacity. The matter was not referred for disciplinary action as the Chief Finance Officer noted prompt advice and settlement of the personal use amount, and, that the nature of the expenditure was immaterial and characteristic of an honest mistake.

	2024 \$
Number of instances the Western Australian Government Purchasing Cards have been used for personal purposes	-
Aggregate amount of personal use expenditure for the reporting period	27
Aggregate amount of personal use expenditure settled by the due date (within 5 working days)	27
Aggregate amount of personal use expenditure settled after the period (after 5 working days)	-
Aggregate amount of personal use expenditure remaining unpaid at the end of the reporting period	-
Number of referrals for disciplinary action instigated by the notifiable authority during the reporting period	-



The above disclosure is an example and agencies should consider their own circumstances in addressing the requirements of TI 903(15).

	<b>Guidance – Other legal requirements</b>
	<p>A comprehensive list of Other Legal Requirements is available from the WA Government website:</p> <p><a href="http://www.wa.gov.au">Annual report guidelines for 2023-24 (www.wa.gov.au)</a></p>



Reference

**Government policy requirements**

TI 903(16)

[populated by agencies in line with requirements]


	<b>Guidance – Government policy requirements</b>
	<p>Public sector agencies must incorporate the above disclosures in their Annual Report as required. Information on this reporting requirement is available at: <a href="http://www.wa.gov.au">Annual report guidelines for 2023-24 (www.wa.gov.au)</a></p>

# Contact information

## Reference

AASB 101.138(a)

Postal	Address	Electronic
PO Box 9999	Street Address,	Internet: <a href="http://www.agency.wa.gov.au">www.agency.wa.gov.au</a>
Perth WA 6000	Suburb,	Email: <a href="mailto:customer.service@agency.wa.gov.au">customer.service@agency.wa.gov.au</a>
		Telephone: 61 8 6551 0000

	<b>Guidance</b>
	<p>AASB 101 requires the following disclosures:</p> <ul style="list-style-type: none"><li>• <i>the domicile and legal form of the agency; and</i></li><li>• <i>its country of incorporation and the address of its registered office (or principal place of business, if different from the registered office).</i></li></ul>