

Steve Hall
10 Julius Avenue
North Ryde
NSW 2113
Email healthcare@boc.com

BOC Limited
A.B.N 95 000 029 729
PO Box 288
Chatswood NSW 2057
Tel. 1800 050 999

7 Nov 2022


Safety Alert
Medical Oxygen with Integrated Valve, ARTG 34468
BOC Product Codes 400CC and 400CD
TGA Reference Number: RC-2022-RN-01391-1

Dear Customer

BOC Limited (BOC) in consultation with the Therapeutic Goods Administration (TGA) wishes to issue an important reminder for users of our integrated valve medical oxygen cylinders (INHALO®).

There is a wide range of oxygen tubing and associated consumables on the Australian market. The majority of these consumables have a 'standard' oxygen connector and present no issues in maintaining a reliable connection with the oxygen outlet (firtree outlet) on our products. Standard oxygen tubing is nominally 5mm internal diameter (ID) and 8mm outer diameter (OD).

Some consumables have a much larger diameter connector and are sometimes referred to as 'universal' connectors. The initial connection point of these tubing connectors measures nominally 12mm ID and 19mm OD. **These must not be used with integrated valve products.** They do not achieve a reliable connection with the firtree outlet and are unlikely to effectively deliver oxygen to the patient.





We have updated our Step-by-step guide to include a warning under Step 5 to remind users of the importance of checking the tubing connection prior to use. A copy is attached.

BOC is committed to patient safety and product quality and appreciates your review of this notification.

Yours sincerely

Steve Hall

Quality & Regulatory Affairs Manager – Region South Pacific
BOC Healthcare



(Signed electronically)

INHALO[®]

Medical Oxygen

Step-by-step



- 1 Check the product label to ensure you have the correct gas.
 Always use the label as the primary means of identification.
- 2 Check there is sufficient contents for your requirement.
- 3 Turn the flow selector to zero.
- 4 Remove the light grey tamper evident seal. This cover is recyclable. Proceed to open the light grey hinged cover.
- 5 Connect equipment and/or standard tubing.
 Check Oxygen tubing makes a secure fit prior to use.

- 6 Slowly rotate the hand wheel in an anti-clockwise direction fully until 'ON' indicator is shown.



- 7 Rotate gas flow selector to desired flow rate.



For more detailed instruction go to:

www.inhalo.com.au

or scan QR code



BOC: Living healthcare