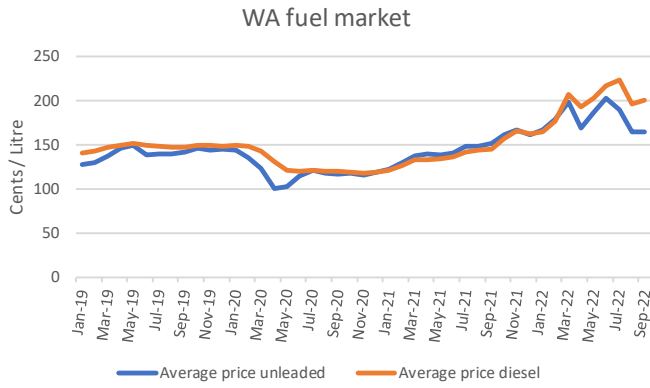


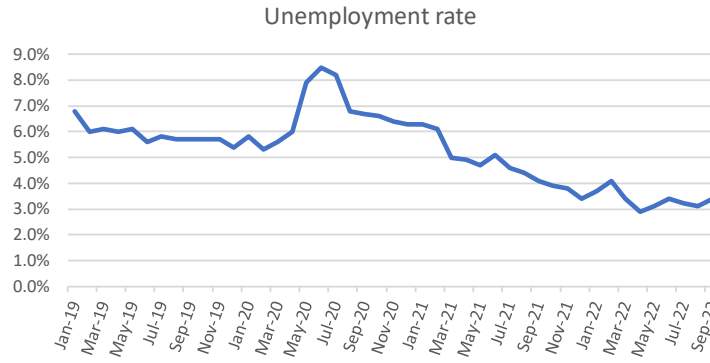
Key Indicators Q3 2022

On 6 April 2022 the Road Safety Commission published an Environmental Scan that identified the environmental and contextual factors that impact on road safety. The purpose of this factsheet is to update selected key indicators that were identified in that document.

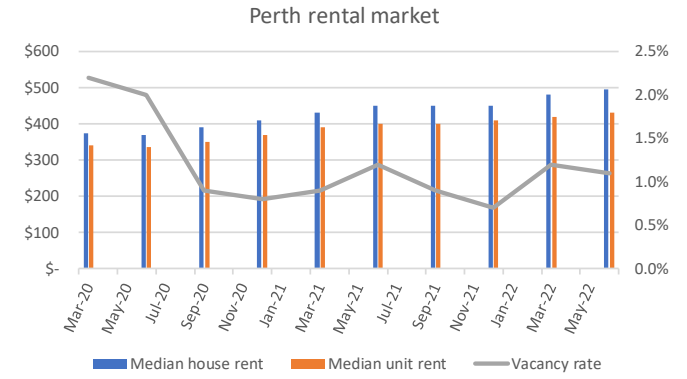
Economic



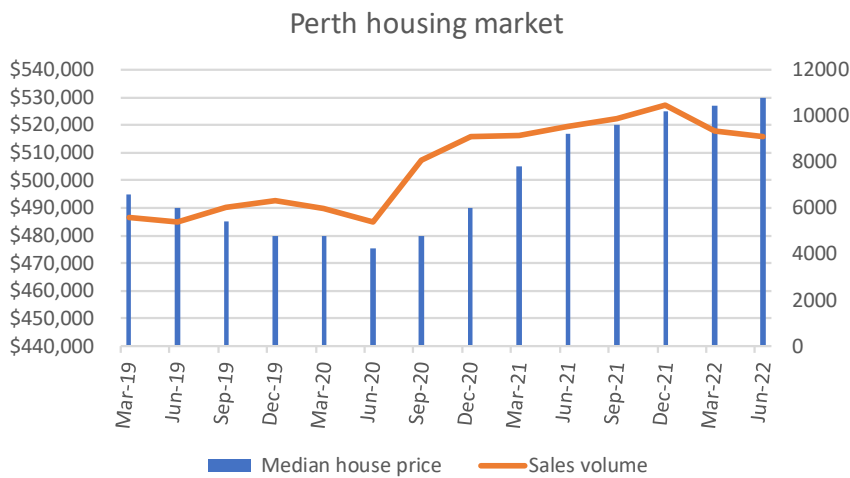
Despite a temporary cut in fuel excise, fuel prices reached a high of 203 c/L in June 2022. While prices have dropped in the latest quarter, they are expected to rise after the excise is restored on 28 September 2022.



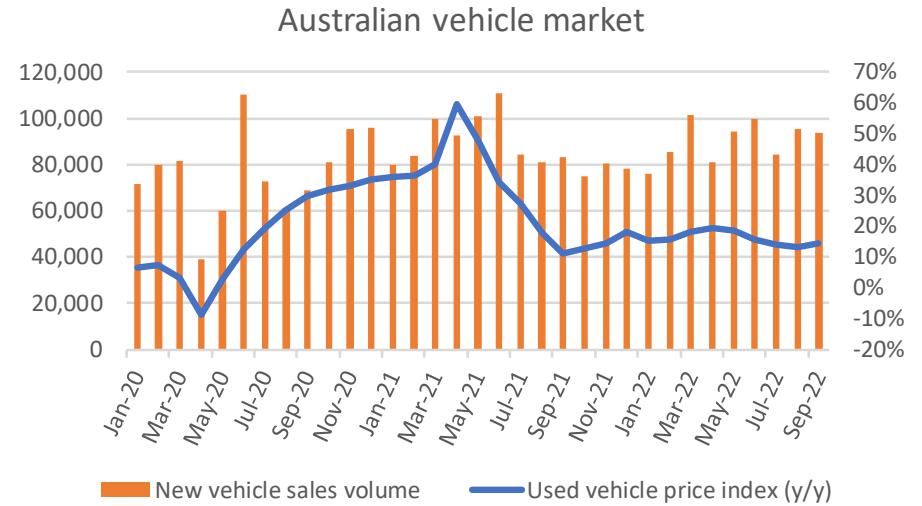
Unemployment in Western Australia remains low this quarter, fluctuating between 3.1% and 3.4%.



As in the previous quarter, the Perth rental market remains exceedingly tight. Rents rose again this quarter, and the vacancy rate is still very low.

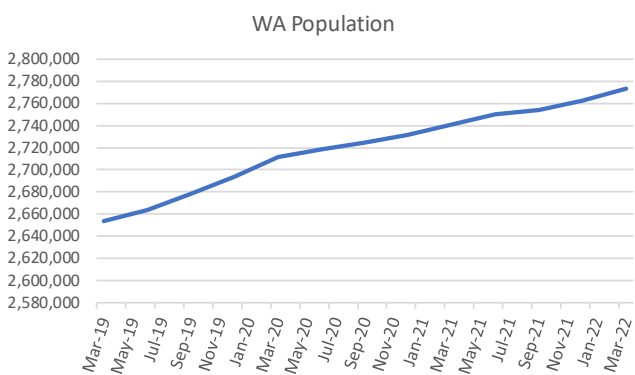


The housing market has strengthened significantly since the pandemic began. However, there are signs that the market may be starting to cool.

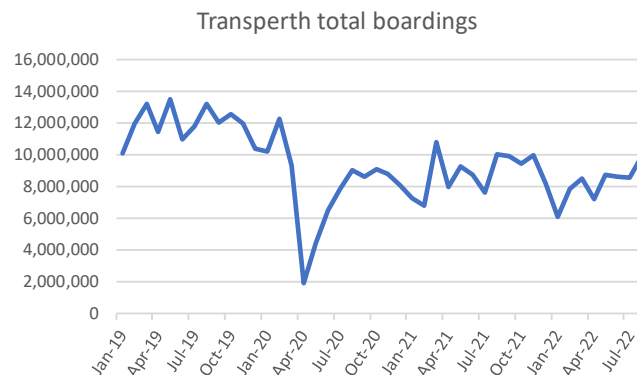


Used vehicle prices declined across the quarter on a month-to-month basis, although prices grew on a year-over-year basis. The supply of new vehicles is improving, despite some persistent supply chain issues. New vehicle sales figures show an increasing trend in battery electric vehicles sales, although overall market share remains low (2.7%).

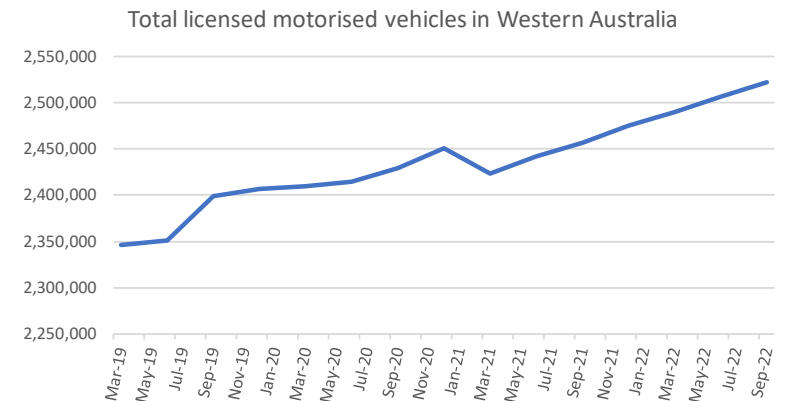
Sociological



In June 2022, the ABS revised Western Australia's population estimates upwards for the September 2016 to June 2021 period based on 2021 Census data. The state's population continues to grow this quarter.



Public transport usage has fluctuated significantly since the pandemic began. Usage remains below pre-pandemic levels, although there may be signs of improvement.



The number of licensed motor vehicles has continued to increase overall despite supply issues during the pandemic.

References

- WA fuel market, [Fuelwatch](#).
- Australian vehicle market, [Federal Chamber of Automotive Industries](#).
- Perth housing market - quarterly sales figures, [REIWA](#).
- Perth rental market - quarterly figures, [REIWA](#).
- Unemployment rate - Western Australia, [Australian Bureau of Statistics](#).
- WA population, [Australian Bureau of Statistics](#).
- Transperth total boardings, [Public Transport Authority](#).
- Total licensed motorised vehicles in Western Australia, Unpublished statistics provided by WA DoT.