



Government of **Western Australia**
Department of **Finance**

Aboriginal Procurement Policy

Performance Report
1 July 2020 to 30 June 2021



Accessibility statement

The Department of Finance strives to achieve online accessibility when delivering information to be inclusive of a wide range of people, including people with disability.

Some parts of the report may not achieve accessibility standards. If you require an alternative format, please email socialprocurement@finance.wa.gov.au.

Acknowledgement of country and peoples

The Department of Finance proudly acknowledges Traditional Custodians throughout Western Australia and recognises their continuing connection to their lands, families, and communities. We pay our respects to Aboriginal and Torres Strait Islander people and cultures, and to Elders past, present, and emerging.

Contact details

Djookanup

Level 4, 16 Parkland Road

OSBORNE PARK

WESTERN AUSTRALIA 6017

Telephone: 6551 2475

Email: socialprocurement@finance.wa.gov.au

Website: WA.gov.au/finance

Contents

Foreword	4
Executive summary	5
Third year performance key findings	6
1. Introduction	7
2. Purpose of the Performance Report	7
3. Registered Aboriginal business	8
4. Achievement of policy targets	8
5. Aboriginal business contracting success	13
6. Department of Finance support.....	18
Appendix 1 – Non-tenders WA contracting data	19
Appendix 2 – Data limitations.....	24
Appendix 3 – Aboriginal business contract data.....	26



Foreword



Hon. Dr Tony Buti MLA, Minister for Finance; Aboriginal Affairs; Racing and Gaming; Citizenship and Multicultural Interests

I am pleased to release this report, which completes the third year of the Aboriginal Procurement Policy introduced by the McGowan Government in 2018.

This year's report demonstrates that Western Australian Government's engagement and contracting arrangements with Aboriginal businesses across the State remains strong, with an increase of 21 per cent to the number of contracts compared to the previous financial year.

During the 2020–21 financial year, 284 contracts were awarded to Aboriginal businesses totalling over \$136 million. In total, Western Australian Government agencies awarded 6.45 per cent of all contracts to Aboriginal businesses for the provision of government goods, services and works. I would also like to recognise the ongoing efforts of the major Government Trading Enterprises who have increased the number of contracts with Aboriginal businesses.

Additionally, I note the significant increased expenditure recorded under the voluntary supplementary reporting process. While supplementary reporting figures do not count towards an agency's targets, it demonstrates the additional economic activity that is taking place with the Aboriginal business sector beyond what is required within this Policy.

The incredible achievements made to date by both agencies and the Aboriginal business sector validates the success of collaboration which is significantly contributing to tangible outcomes.

The Policy now enters a new term, which includes the introduction of Aboriginal employment and subcontracting requirements, extending the benefits and reach of the Policy to suppliers wishing to contract with government.

The new term of the Policy and additional obligations coincide with the introduction of the Western Australian Aboriginal Empowerment Strategy 2021-2029 and is consistent with the commitment for 'expanding economic opportunities'. The WA Government's commitment to implementing the National Agreement on Closing the Gap will also be supported through the Policy as it provides a mechanism for 'strong economic participation and development of Aboriginal people and communities'.

I am excited to see what the next phase of the Policy will bring as we continue to leverage government procurement and influence the broader supply chain to increase the economic prosperity of Aboriginal people and communities and to deliver on important commitments.



Executive summary

The Aboriginal Procurement Policy (the Policy) mandates progressive targets for the award of contracts to Aboriginal businesses, with the 2020-21 financial year target of three per cent seeking to challenge WA Government agencies' buying behaviours.

The Department of Finance (Finance) is committed to monitoring and measuring the impact of the Policy's introduction, and detailing the contracting success of the Aboriginal business sector.

The data contained within this Report relates to contract award information extracted from Tenders WA (unless otherwise specified) for the period of 1 July 2020 to 30 June 2021 (the Period) and is subject to the accuracy of that information.

This Period demonstrates a further increase to the number of contracts awarded to Aboriginal businesses and meaningful contract values. Of the 284 contracts awarded throughout the state, 217 contracts are valued over \$100,000 (76 per cent).

Once again, strong participation in WA Government contracting has been demonstrated by Aboriginal businesses based in the regions, winning 61 per cent of all Aboriginal business contracts with the Kimberley once again being the strongest region.

Cumulative impact and future focus

Over the first three years of the Policy's operation (2018-19, 2019-20 and 2020-21 financial years) government agencies have awarded 697 contracts to Aboriginal businesses totalling more than \$476 million. This has resulted in an average of 5.63 per cent of government contracts awarded to Aboriginal businesses over the three-year term.

Finance has since launched the next iteration of the Policy with a further three-year term, and recently announced the inclusion of Aboriginal employment and subcontracting requirements for certain contracts valued at \$5 million and above. The Policy has therefore been extended to suppliers wanting to contract with government to contribute to improving Aboriginal economic development.

The new term of the Policy and additional obligations coincides with the introduction of the Western Australian Aboriginal Empowerment Strategy 2021-2029 and is consistent with the commitment for 'expanding economic opportunities'. The WA Government's commitment to implementing the National Agreement on Closing the Gap will also be supported through the Policy as it provides a mechanism for 'strong economic participation and development of Aboriginal people and communities'.

Finance will continue to report on performance against the Policy relating to agency contracting targets, Aboriginal business success, and employment and subcontracting outcomes as part of the new participation requirements. The outcomes will be assessed to identify how these initiatives have contributed to improved economic prosperity for Aboriginal people and communities.

Third year performance key findings

2020–21 Financial Year

114

Aboriginal
businesses
engaged



98.6%

WA owned
businesses



6.45%

of government
contracts



284

contracts with
Aboriginal
businesses



>\$136m

contracts awarded

1. Introduction

The Aboriginal Procurement Policy was a McGowan Labor Government election commitment that aimed to leverage the Western Australia Government's role as a major purchaser to support the economic participation of Aboriginal people.

Each agency (and Government Trading Enterprise, where applicable) is accountable for achieving the Policy targets¹ by the end of each financial year, as follows:

Financial year	Target
2018–19	One per cent of the number of awarded contracts
2019–20	Two per cent of the number of awarded contracts
2020–21	Three per cent of the number of awarded contracts

The Policy was extended from 1 July 2021 for a further three years with progressive targets and Aboriginal participation requirements applicable from 1 January 2022.

2. Purpose of the Performance Report

The Minister for Finance committed to providing public reporting to ensure transparency in the Government's performance and to demonstrate the impact of the Policy.

This report provides an overview of the achievement of the Policy targets within the third financial year, from 1 July 2020 to 30 June 2021, as well as contracting success achieved by the Aboriginal business sector.

As a result of information provided through the Supplementary Reporting process, spending with entities identifying as members of the Aboriginal community or Aboriginal business sector extends beyond those engagements identified as part of the Policy reporting. This data demonstrates an additional \$40.4 million of WA Government spend above the \$136 million associated with the Policy outcomes. The submission of Supplementary Reporting is a voluntary process and relates to contracts excluded² from the Policy, as such this information has not been verified by Finance. Further information is available at Appendix 1.

Limitations of the data contained within this Report are outlined at Appendix 2.

¹ With respect to works contracts awarded by the Minister for Works, the responsible agency is the agency that provides the majority of the funding. As such, contract award information is reallocated to the major funding agency.

² For information relating to contracts that contribute to the Policy targets, refer to the Aboriginal Procurement Policy Agency Practice Guide.

3. Registered Aboriginal business


For the purposes of the Policy, an Aboriginal business is considered to be any organisation or entity that is owned or run by an Aboriginal interest, including not-for-profit organisations.

To be counted towards the achievement of the targets, a business must be registered on a directory that requires a minimum of 50 per cent ownership by an Aboriginal interest.

Both the Aboriginal Business Directory WA and Supply Nation's Indigenous Business Direct are considered suitable directories.

Finance has agreements in place with both directories to provide directory registration information that allows Finance to verify those businesses which are identified as Aboriginal business on Tenders WA are in fact on one of the directories.

Only Aboriginal businesses registered on these directories are included in this Report (excluding Supplementary Reporting information).

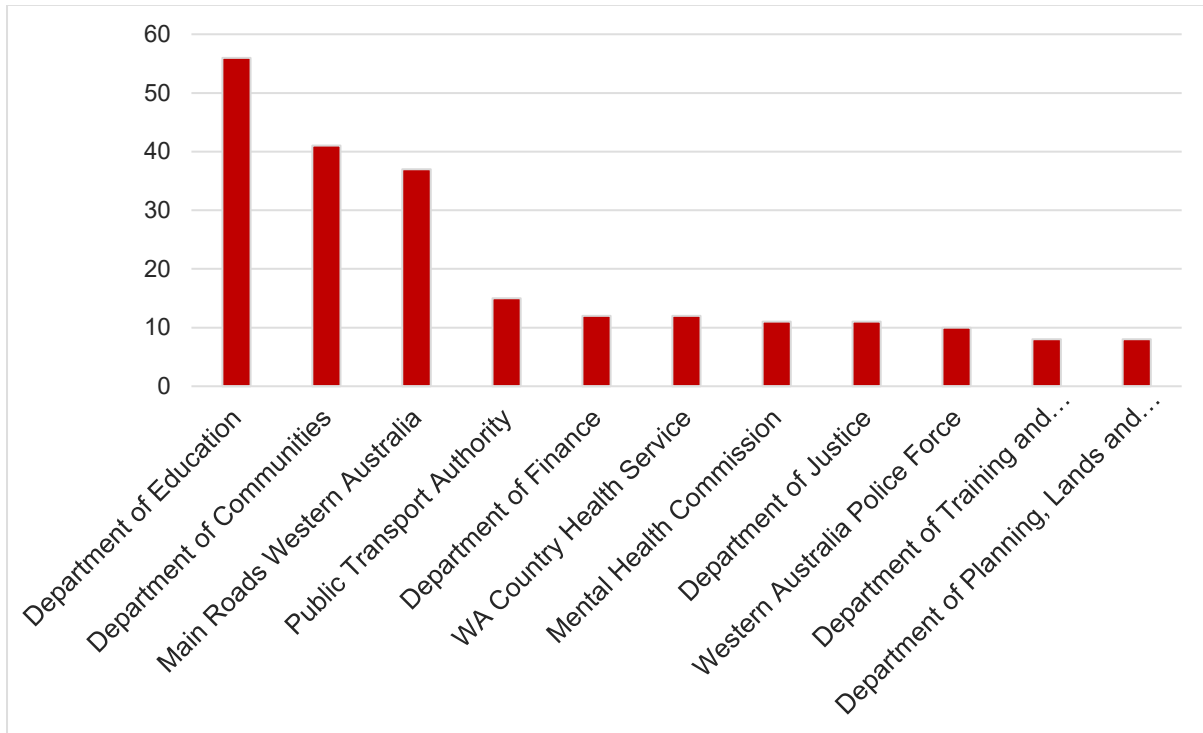


4. Achievement of policy targets

In the period 1 July 2020 to 30 June 2021, 29 out of 59 government agencies have awarded contracts to an Aboriginal business and met the third year target.

Finance acknowledges the impact the COVID-19 pandemic has had on government agencies and Aboriginal businesses. The pandemic disrupted the business activities of many government agencies, with projects and activities put on hold while they focused on mitigating the effects of the pandemic. Nevertheless, this Report demonstrates that WA Government continues to prioritise contracting with Aboriginal businesses, particularly in the context of the significant COVID-19 recovery program. The recovery program appears to be successful as Aboriginal businesses have continued to respond positively to the increased demand from government during the period and are contributing to economic recovery in WA.

Top 11 agencies by number of contracts



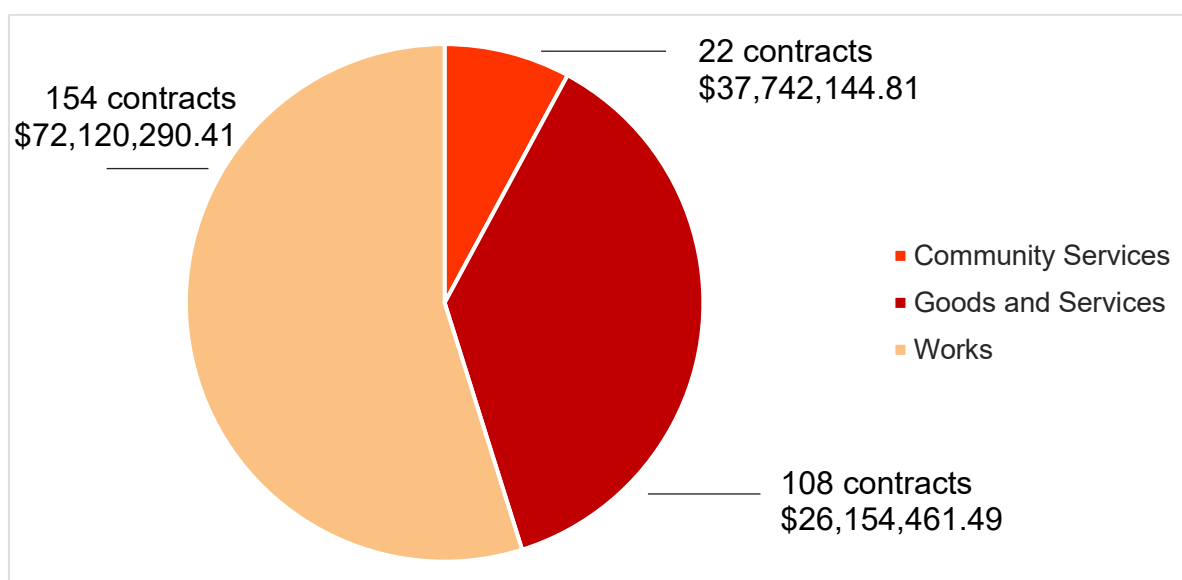
Graph 1 (above) shows the government agencies that have achieved the greatest number of contracts awarded to Aboriginal businesses.

The top performing agencies that meet or exceed the agency contracting targets have remained relatively consistent over the last three years. A contributing factor is the maturity of those agencies in implementing internal initiatives that support Aboriginal business engagement and economic development. It demonstrates the effectiveness of dedicating resources to increase Aboriginal engagement, for example, Main Roads has established an Aboriginal Advisory Group and created two specialist Aboriginal engagement roles within their agency.

Another factor that has contributed to strong agency performance is higher spending in works contracts, in which Aboriginal businesses have a strong reputation and demonstrated capability. For example, the Department of Communities has awarded over 60 per cent of their works contracts to Aboriginal businesses over last three years of the Policy.

Contracting is generally categorised as goods and services, community services and works, as such, the following graph shows the distribution of contract types awarded to Aboriginal businesses:

Type of contract awarded



Graph 2 (above) represents the number of contracts awarded via each category and the total value of those contracts (including panel arrangements where contract values are disclosed).

Government agencies that have achieved the Policy target during the 2020–21 financial year

Agency	Number of contracts awarded to Aboriginal businesses	Number of other contracts	Total number of contracts awarded	Percentage of contracts awarded to Aboriginal businesses
Central Regional TAFE	1	21	22	4.55
Department of Biodiversity, Conservation and Attractions	7	217	224	3.13
Department of Communities	41	169	210	19.52
Department of Education	56	692	748	7.49
Department of Finance	12	91	103	11.65
Department of Justice	11	105	117	9.40
Department of Local Government, Sport and Cultural Industries	4	87	91	4.40
Department of Mines, Industry Regulation and Safety	6	114	120	5.00
Department of Planning, Lands and Heritage	8	91	99	8.08

Agency	Number of contracts awarded to Aboriginal businesses	Number of other contracts	Total number of contracts awarded	Percentage of contracts awarded to Aboriginal businesses
Department of Primary Industries and Regional Development	5	100	105	4.76
Department of the Premier and Cabinet	3	36	39	7.69
Department of Training and Workforce Development	8	72	80	10.00
Department of Transport	8	149	157	5.10
Forest Products Commission	3	53	56	5.36
Health Support Services	3	70	73	4.11
Infrastructure WA	1	14	15	6.67
Kimberley Development Commission	1	1	2	50.00
Landgate	5	13	18	27.78
Lotterywest	1	29	30	3.33
Main Roads Western Australia	37	271	308	12.01
Mental Health Commission	11	40	51	21.57
Metropolitan Cemeteries Board	1	12	13	7.69
North Metropolitan TAFE	1	22	23	4.35
Public Sector Commission	1	7	8	12.50
Public Transport Authority	15	372	387	3.88
South Regional TAFE	1	7	8	12.50
VenuesWest	2	43	45	4.44
WA Country Health Service	12	126	138	8.70
Western Australia Police Force	10	203	213	4.69

Note: Data listed above relating to the Department of Finance excludes any contracts awarded on behalf of client agencies. The Department of Finance was responsible for awarding an additional 82 contracts to Aboriginal businesses on behalf of the Minister for Works, with those contracts re-allocated to the client agency that provided the majority of funding.

Government agencies that did not achieve the Policy targets in the 2020-21 financial year

A total of 30 out of 59 government agencies did not achieve the Policy target in the period 1 July 2020 to 30 June 2021.

For agencies with specialised requirements, or those who award less than 10 contracts in a year, Finance acknowledges it may be challenging to meet the Policy targets irrespective of their willingness to embrace the Policy requirements. This is due to these agencies having either limited opportunities to engage Aboriginal businesses or because they contract for goods or services that Aboriginal businesses currently do not provide.

Finance will continue to support government agencies that have not met the target to undertake effective planning and research activities to increase Aboriginal business contracting and meet the target in subsequent years.

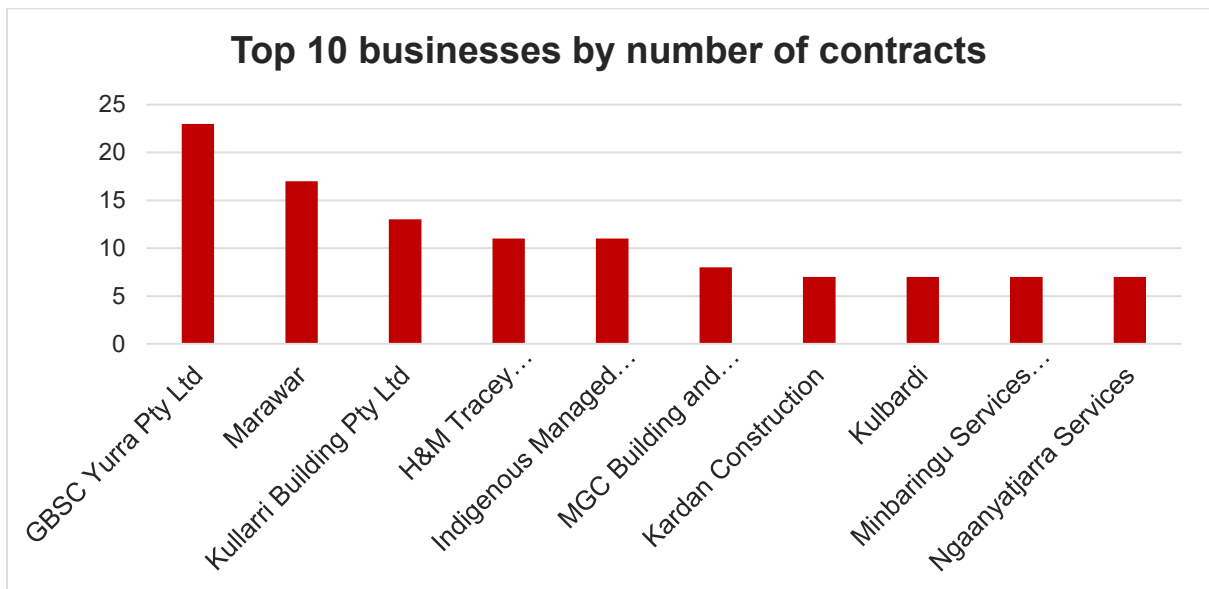
Agency	Number of contracts awarded to Aboriginal businesses	Total number of contracts awarded	Percentage of contracts awarded to Aboriginal businesses
Burswood Park Board	Nil	3	Nil
ChemCentre	Nil	9	Nil
Child and Adolescent Health Service	1	62	1.61
Corruption and Crime Commission of WA	Nil	15	Nil
Department of Fire and Emergency Services	1	69	1.45
Department of Health (Royal Street)	1	112	0.89
Department of Jobs, Tourism, Science and Innovation	1	41	2.44
Department of the Registrar, WA Industrial Relations Commission	Nil	10	Nil
Department of Treasury	1	41	2.44
Department of Water and Environmental Regulation	2	86	2.33
East Metropolitan Health Service	1	91	1.10
Economic Regulation Authority	Nil	4	Nil
Energy Policy WA	Nil	4	Nil
Government Employees Superannuation Board of WA	Nil	13	Nil
Insurance Commission of Western Australia	Nil	14	Nil
Legal Aid Commission of WA	Nil	8	Nil
North Metropolitan Health Service	1	87	1.15
North Regional TAFE	Nil	6	Nil
Office of the Auditor General	Nil	16	Nil
Office of the Inspector of Custodial Services	Nil	3	Nil

Agency	Number of contracts awarded to Aboriginal businesses	Total number of contracts awarded	Percentage of contracts awarded to Aboriginal businesses
Ombudsman Western Australia	Nil	1	Nil
PathWest Laboratory Medicine WA	Nil	44	Nil
Pilbara Development Commission	Nil	1	Nil
Racing and Wagering Western Australia	Nil	26	Nil
Small Business Development Corporation	Nil	12	Nil
South Metropolitan Health Service	Nil	89	Nil
South Metropolitan TAFE	Nil	20	Nil
Western Australian Electoral Commission	Nil	2	Nil
Workcover Western Australia	Nil	9	Nil

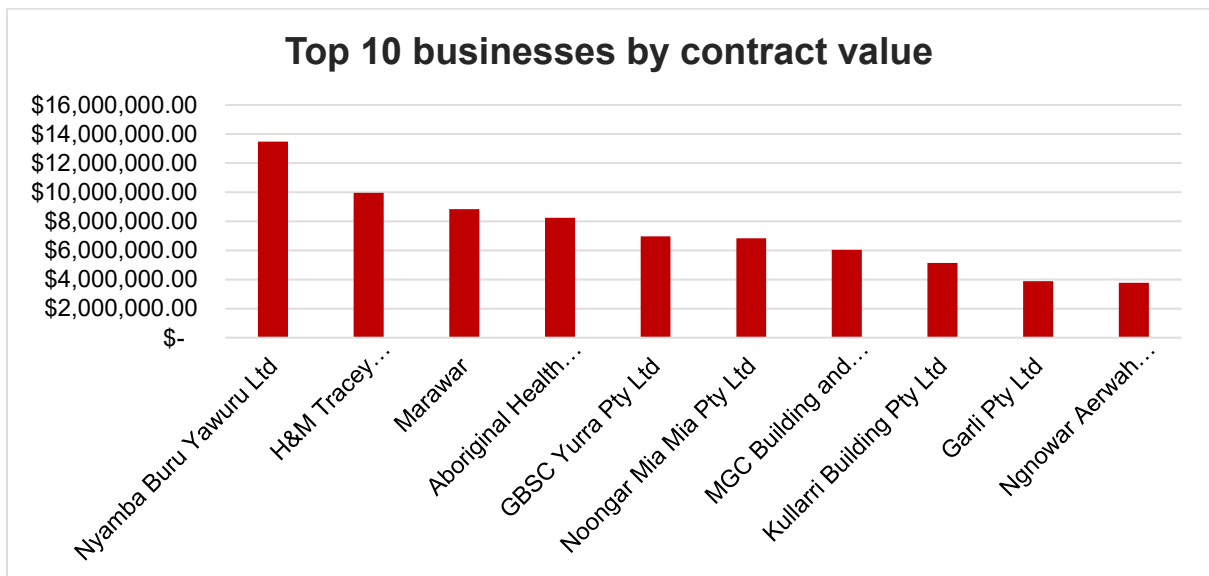
5. Aboriginal business contracting success

In the period 1 July 2020 to 30 June 2021, a total of 284 contracts were awarded to 114 Aboriginal businesses with a total value in excess of \$136 million. While the total number of contracts includes those awarded as part of a panel arrangement,³ the value of a panel contract is unknown at the time of award and not reflected in the total value. As such, the actual value of contracts awarded to Aboriginal business is expected to be higher.

³ Further information relating to the structure of panel arrangements is available at Appendix 2 – Data Limitations.

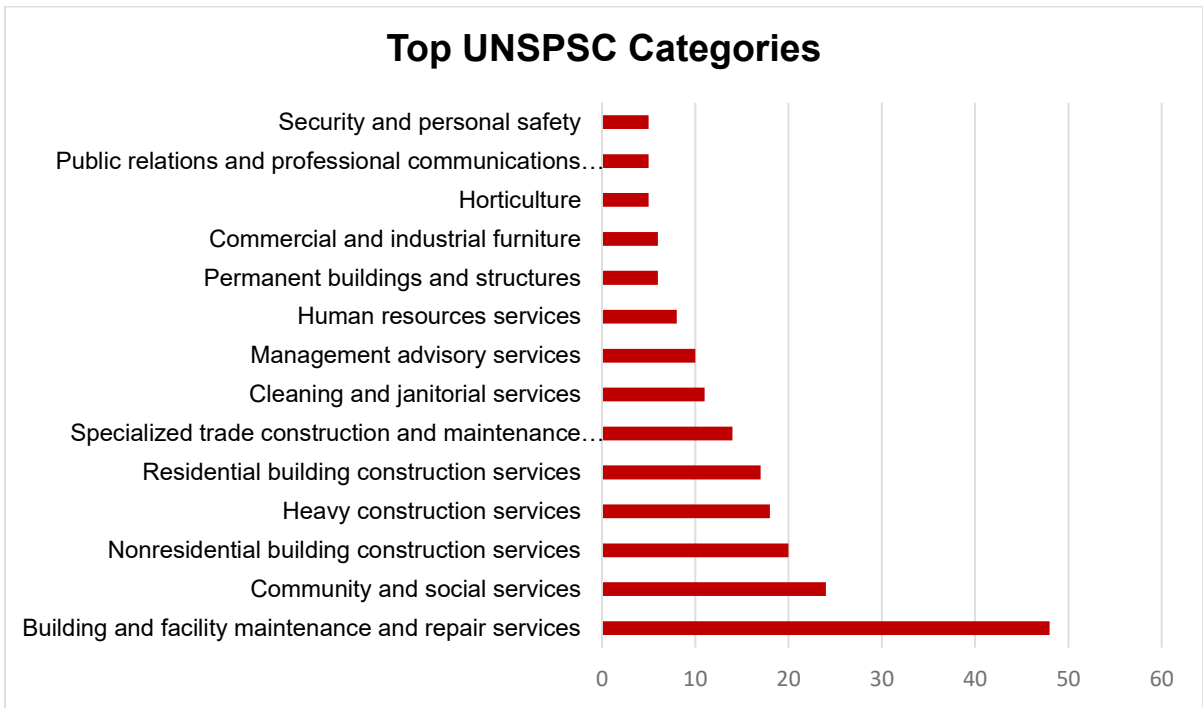


Graph 3 (above) shows the top 10 Aboriginal businesses in terms of the number of contracts awarded.



Graph 4 (above) shows the top 10 Aboriginal businesses in terms of the value of awarded contracts (excluding contract values associated with panel arrangements where the value is not disclosed).

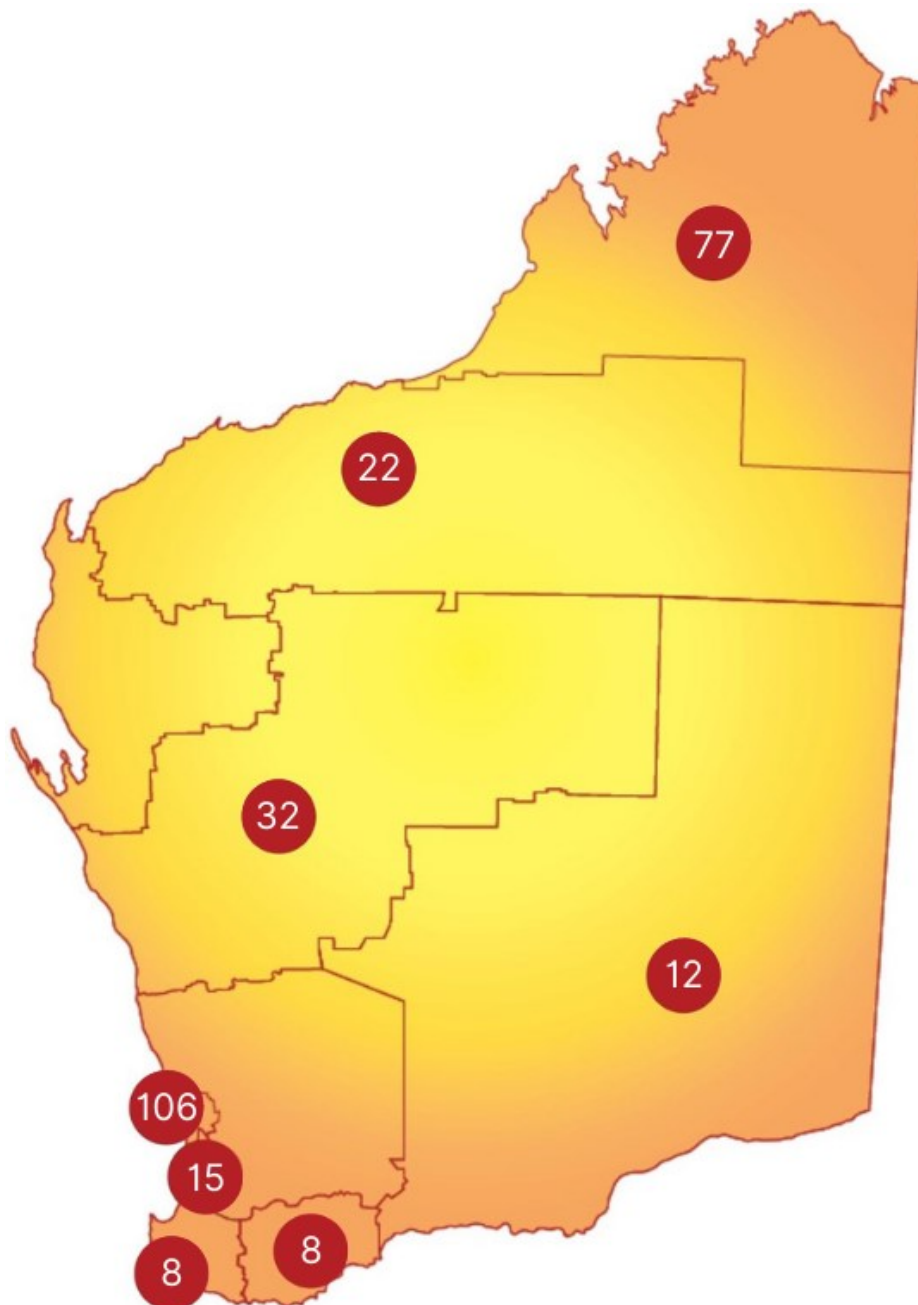
The following graph demonstrates the top categories of contracts awarded to Aboriginal businesses as categorised by United Nations Standard Products and Services Codes (UNSPSC).



Graph 5 (above) shows the top categories of contracts (as per UNSPSC categories) awarded to Aboriginal businesses. Note that government agencies categorise their own contracts, as such, this information has not been validated.

To see further Aboriginal business contracting data, please refer to Appendix 3 which outlines all Aboriginal businesses that were awarded a contract in the period.

Of the contracts awarded to Aboriginal businesses, 98.6 per cent of these are Western Australian businesses based in the following locations.



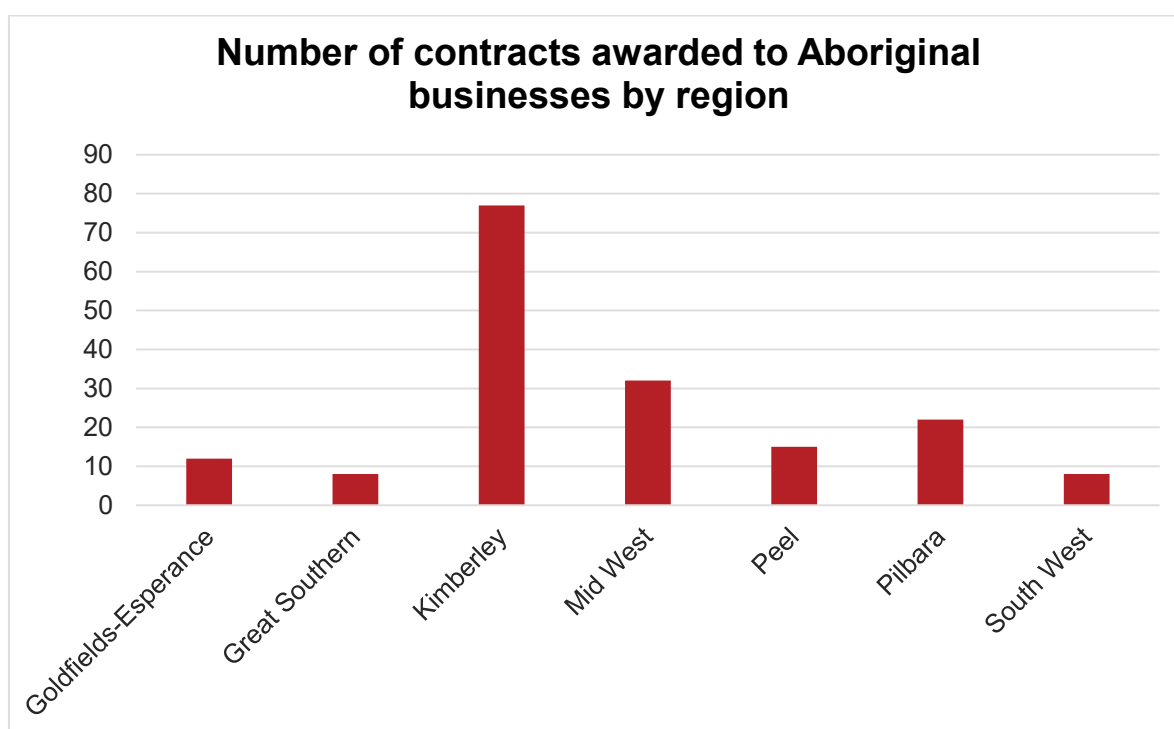
The map (above) shows the distribution by location of the Aboriginal businesses (based on the address registered with the Aboriginal Business Directory WA or Supply Nation). Four businesses were located outside of WA.

Regional insights

In the period, a total of 174 contracts were awarded to Aboriginal businesses based in regional locations with a total value in excess of \$77 million (including panel arrangements where contract values are disclosed). Overall, 61 per cent of the number of contracts awarded went to businesses in regional Western Australia and covered a broad range of product and service categories. Of those 174 contracts, over 65.5 per cent were for delivery within the same region.



Graph 6 (above) shows the breakdown of contracts awarded in regional, Perth metropolitan and interstate locations.



Graph 7 (above) shows the breakdown of contracts awarded to regionally based Aboriginal businesses.

6. Department of Finance support

Finance's role is to support the ongoing success of the Policy. During the period, Finance undertook a number of activities, including:

Advice and guidance

- Provided advice and support to government agencies in applying best practice procurement strategies to achieve the Policy targets.
- Provided advice and support to the Aboriginal business sector on contracting with the WA Government.

Education and training

- Managed the state-wide contract for capability building services to support the development of the Aboriginal business sector. The three providers, who are all Aboriginal businesses, delivered face-to-face workshops, online modules and webinars and provided one-on-one support to Aboriginal businesses across the state.
- Developed a procurement strategy for a new contract to ensure that the sector's contemporary capability building needs are met.

Stakeholder engagement

- Planned an Aboriginal Business Expo for October 2021, to provide Aboriginal businesses with the opportunity to connect with buyers.
- Engaged with key stakeholders to develop and refine the new iteration of the Policy, framed by the recommendations from the review assessing the Policy's impact.

Measuring outcomes

- Undertook a detailed assessment of the impact of the Policy and made recommendations for a new term of the Policy with additional inclusions.
- Analysed WA Government contracting data and Aboriginal workforce data to develop employment and subcontracting targets as part of the Aboriginal participation inclusion into the Policy.

Appendix 1 – Non-tenders WA contracting data

Contract award information not published on Tenders WA compromises the public transparency and accountability of procurement decision-making as Finance is unable to verify the accuracy of that information. As such, this contract award information has not been included in the data that informs the Policy outcomes outlined in the Report. Non-Tenders WA data is collected by Finance through a voluntary manual process. Finance manages data not published on Tenders WA as outlined below.

Government Trading Enterprise contracts

Finance has sought to engage major Government Trading Enterprises (GTEs) in the application of the Policy. However, most GTEs do not use Tenders WA to report contract award information. As such, Finance requested that each GTE submit contract award information following validation of the data by their own internal auditor.

Of the 10 GTEs that agreed to apply the Policy, nine returned contract award information. Data indicates that seven GTEs have met the target and awarded at least three per cent of contracts to a registered Aboriginal business.

DevelopmentWA, Synergy, Pilbara Ports Authority and the Southern Ports Authority also returned supplementary reporting. This consisted of additional contracts valued less than \$50,000 and the disclosure of additional economic development initiatives including Aboriginal employment and sub-contract requirements.

GTE contract data

Entity	Number of contracts awarded to Aboriginal businesses	Number of other contracts	Total number of contracts awarded	Percentage of contracts awarded to Aboriginal businesses
DevelopmentWA	11	398	409	2.69
Fremantle Ports	4	92	96	4.17
Horizon Power	7	119	126	5.56
Kimberley Ports Authority	Not applicable, no contract award information submitted.	Not applicable	Not applicable	Not applicable
Midwest Ports Authority	4	81	85	4.71

Pilbara Ports	2	408	410	0.48
Southern Ports Authority	3	85	88	3.41
Synergy	7	218	225	3.11
Water Corporation	27	880	907	3.10
Western Power	7	212	219	3.20
Grand total	68	2,438	2,506	2.71

Supplementary reporting

Government agencies were invited to provide supplementary reporting to demonstrate other Aboriginal economic outcomes achieved. Supplementary reporting was optional as the information does not contribute to an agency's achievement of the targets.

Supplementary reporting sought information relating to contracts valued below \$50,000; grant agreements; contracts with non-registered Aboriginal businesses (who identify themselves as Aboriginal businesses); sub-contracting arrangements with registered Aboriginal businesses; variations to current contracts; as well as contracts that included Aboriginal employment outcomes, economic initiatives, and agency-based initiatives.

Supplementary reporting findings indicate that an additional \$40.4 million was spent with entities identifying as members of the Aboriginal community or Aboriginal business sector.

Note that this information relates to contracts not covered under the Policy, and as such has not been verified by Finance and is excluded from findings relating to achievement of targets.

Agency	Number of purchases	Total spend \$
Animal Resources Authority	1	2,700.00
Central Regional TAFE	6	8,844.73
Chemistry Centre	10	19,433.96
Commissioner for Children and Young People	1	9,223.50
Corruption and Crime Commission of WA	2	2,490.00
Department Jobs, Tourism Science & Innovation	1	1,100.00


Agency	Number of purchases	Total spend \$
Department of Biodiversity, Conservation and Attractions	4	95,809.26
Department of Communities	76	19,451,705.25
Department of Education	271	4,453,169.93
Department of Finance	20	3,358,283.16
Department of Fire and Emergency Services	10	45,426.19
Department of Health	4	23,942.10
Department of Justice	46	1,884,759.30
Department of Local Government, Sport and Cultural Industries	27	467,580.41
Department of Mines, Industry Regulation and Safety	1	4,554.00
Department of Planning, Lands and Heritage	45	583,165.11
Department of Primary Industries and Regional Development	2	7,246.69
Department of Registrar, WAIRC	5	46,904.00
Department of Training and Workforce Development	20	6,316,834.14
Department of Water and Environmental Regulation	19	52,567.57
Department Primary Industries and Regional Development	4	45,670.50
Forest Products Commission	2	1,020,000.00
Goldfields-Esperance Development Commission	3	12,295.00
Great Southern Development Commission	5	2,273.00
Health and Disability Services Complaints Office	1	2,500.00
Landgate	7	21,028.10
Legal Aid Commission Western Australia	13	45,695.80

Agency	Number of purchases	Total spend \$
Main Roads	42	669,537.52
Main Roads Western Australia	10	133,087.37
Metropolitan Cemeteries Board	11	70,303.48
Minerals Research Institute of Western Australia	2	4,140.53
North Regional TAFE	11	419,260.42
Office of the Auditor General for WA	4	6,704.50
Peel Development Commission	1	12,462.76
Public Sector Commission	1	975.00
South Metropolitan TAFE	10	46,721.14
South West Development Commission	4	17,759.00
VenuesWest	2	8,697.70
WA Country Health Service	1	150,590.00
Western Australia Police	66	516,692.01
Western Australian Tourism Commission	29	355,478.64
WorkCover WA	1	32,224.27
Grand total	801	40,429,836.04

Some government agencies also identified other initiatives implemented to support Aboriginal engagement and economic outcomes, with examples including:

- including price preferences for tenders from Aboriginal businesses
- introducing Aboriginal advisors to support engagement activities
- incorporating Aboriginal Participation Plans into major contracts
- undertaking awareness raising activities within agencies
- increasing frequency of payments to support labour force retention and increased cashflow for capital investment
- incorporating access to professional development and mental health training for Aboriginal trainees within agencies

- maintaining active Reconciliation Action Plans and Committees and hosting NAIDOC events for internal staff.



Appendix 2 – Data limitations

The information within this Report uses Tenders WA information from the date range 1 July 2020 to 30 June 2021 (unless otherwise specified).

Finance sought agency verification of Tenders WA data after the close of the financial year. As such, the data contained within the Report is considered to be accurate at the date of extraction, 23 August 2021. Any corrections made to Tenders WA after 23 August 2021 has not been taken into account in the Report.⁴

The Tenders WA information was manually filtered to reflect the types of contracts applicable to the Policy targets.

Data Disclaimer:

- contract values are GST inclusive
- data represents contracts with an award value at and above \$50,000 only
- contract award values do not include:
 - any contract variations
 - the contract value for individual contractors awarded to a panel arrangement when the panel has been awarded as a standing offer.⁵ As such, the true value of contracts awarded to Aboriginal businesses may be more than reported
- data is reliant on the accuracy and availability of information uploaded to Tenders WA.

Data exclusions:

- any contracts not awarded on Tenders WA, including contracts where the release of the contract details presents a significant operational risk, such as the potential to compromise security. The only exception being contracts with Aboriginal businesses that are disclosed directly to Department of Finance, which are included in any aggregate data but not reported individually

⁴ For 57 government agencies.

⁵ A panel arrangement is a contract with more than one supplier to supply goods and/or services and may be awarded as:


- A standing offer: an agreement that is used when a public authority has an ongoing, repetitive requirement for products and/or services over a specified period, but the exact volume of products or services is not known.
- A customer contract for each supplier: the volume of products or services to be purchased from the suppliers is known and the estimated value of the customer contract with each supplier can be identified.

For the purpose of this report, all contracts that have appointed more than one supplier are referred to as panel arrangements, irrespective of the contract structure.

- any contracts awarded during 1 July 2020 to 30 June 2021 but loaded on Tenders WA after the date of the data extraction⁶
- any contracts that do not contribute to the achievement of Policy targets, including:
 - contracts valued below \$50,000
 - sub-contracting arrangements
 - Common Use or Group Buy Arrangement contract award information. (Note: contract purchasing information is included, where the buying rules stipulate the need to publish the contract award on Tenders WA)
 - contracts awarded by a third party, such as a facilities manager
 - grant agreements
 - joint venture arrangements where the entity is not a registered Aboriginal business.

Non Tenders WA data:

- reporting of non-Tenders WA data was provided by GTEs to the Department of Finance after being audited by internal auditors
- data is reliant on the accuracy and availability of information provided by the agency or GTE



⁶ For 57 government agencies.

Appendix 3 – Aboriginal business contract data

Aboriginal business contract data

The following table outlines all Aboriginal businesses that were awarded a contract in the period 1 July 2020 to 30 June 2021, the region the businesses is located and the agency/agencies they are contracted to.

Business	Number of contracts	Business region	Contracting agency or agencies
Aboriginal Art Centre Hub of Western Australia	1	Perth	Department of Local Government, Sport and Cultural Industries
Aboriginal Health Council of Western Australia	3	Perth	Department of Health (Royal Street), Mental Health Commission, WA Country Health Service
Aboriginal Productions and Promotions	3	Perth	Department of the Premier and Cabinet, Department of Transport
Abundance Produce Australia Pty Ltd	1	Perth	North Metropolitan TAFE
As One Nyitting Limited	1	Perth	Landgate
Assetlink Indigenous Services	1	Perth	Department of Training and Workforce Development
Baidam Solutions Pty Ltd	2	Queensland	Health Support Services
Ballardong Medical Pty Ltd	1	Perth	Department of Justice
Barpa Construction Services	1	Perth	Department of Education
Bega Garnbirringu Health Services	2	Goldfields-Esperance	Mental Health Commission
Benang Energy Infrastructure	3	Perth	Department of Mines, Industry Regulation and Safety, Metropolitan Cemeteries Board, Public Transport Authority
Bloodwood Tree Association Inc	1	Pilbara	Department of Justice
Boab Fencing	1	Kimberley	Main Roads Western Australia

Business	Number of contracts	Business region	Contracting agency or agencies
Boodjah Contracting Pty Ltd	1	Perth	Department of Mines, Industry Regulation and Safety
Boodjera Construct	5	Mid West	Department of Education, Department of Primary Industries and Regional Development, WA Country Health Service
Brahman Contracting	3	Kimberley	Department of Education
Brida Pty Ltd	3	Pilbara	Department of Education, WA Country Health Service
Briony Nicole Arnold	1	Great Southern	Mental Health Commission
Broome Electrical Services Ltd	1	Kimberley	Department of Education
Broome Regional Aboriginal Medical Service (BRAMS)	1	Kimberley	Department of Justice
CAD Contractors Pty Ltd	1	Kimberley	Main Roads Western Australia
Carmen Michelle Murdock	1	Kimberley	Main Roads Western Australia
Codee Cleaning Services	4	Perth	Child and Adolescent Health Service, Department of Communities, Department of Planning, Lands and Heritage, Health Support Services
Colab Construction	1	Great Southern	Department of Transport
Countryman Safety	1	Perth	Lotterywest
Desert Engineering Pty Ltd	1	Perth	Forest Products Commission
Dijun Klean Pty Ltd	1	Kimberley	Department of Education
Enigma IP	2	Perth	Public Sector Commission, Western Australia Police Force
Environmental Heritage and Social Impact Services Pty Ltd	1	Kimberley	Main Roads Western Australia
Eon Protection	1	Perth	Department of Planning, Lands and Heritage

Business	Number of contracts	Business region	Contracting agency or agencies
Fencewright Pty Ltd	2	Pilbara	Public Transport Authority, VenuesWest
Gambara	1	Perth	Main Roads Western Australia
Garli Pty Ltd	1	Queensland	Main Roads Western Australia
GBSC Yurra Pty Ltd	23	Mid West	Department of Communities, Department of Education, Department of Justice, Department of Planning, Lands and Heritage, Department of Primary Industries and Regional Development, Department of Training and Workforce Development, WA Country Health Service
Gebro Contracting Pty Ltd	2	Pilbara	Main Roads Western Australia
Gee Gie Pty Ltd	1	Perth	Department of Mines, Industry Regulation and Safety
Gijaaust Pty Ltd	1	Kimberley	Department of Transport
H&M Tracey Construction Pty Ltd	11	Kimberley	Department for Communities, Department of Biodiversity, Conservation and Attractions, Department of Education, Department of Fire and Emergency Services, Main Roads Western Australia, Western Australia Police Force
Harrold Construction	1	Kimberley	Department of Communities
Impact Services	4	Great Southern	Department of Training and Workforce Development, WA Country Health Service
Indigenous Economic Solutions	1	Peel	Department of Local Government, Sport and Cultural Industries

Business	Number of contracts	Business region	Contracting agency or agencies
Indigenous Managed Services	14	Peel	Department of Finance, Department of Transport, North Metropolitan Health Service, Public Transport Authority
Indigenous Management Group	1	Perth	Main Roads Western Australia
Indigenous Professional Services Pty Ltd	4	South West	Department of Communities, Department of Transport, Infrastructure WA
Jacaranda Community Centre Inc	1	Perth	Department of Communities
Jackson Asphalt	3	Perth	Department of Biodiversity, Conservation and Attractions, Department of Education
Jardee Traffic & Logistics Pty Ltd	1	Kimberley	Main Roads Western Australia
Jungardie Contracting Services	1	Kimberley	Department of Primary Industries and Regional Development
Kambarang Services	1	Perth	Main Roads Western Australia
Kamilaroi Group Pty Ltd	1	Perth	Department of Primary Industries and Regional Development
Kardan Construction	7	Perth	Department of Biodiversity, Conservation and Attractions, Department of Education, Department of Planning, Lands and Heritage, Western Australia Police Force
Keip Filtration	1	South West	Department of Finance
Keogh Bay People Pty Ltd	2	Perth	Department of Communities, Department of Jobs, Tourism, Science and Innovation

Business	Number of contracts	Business region	Contracting agency or agencies
Kimberley Aboriginal Medical Services Limited	4	Kimberley	Department of Communities, Mental Health Commission, WA Country Health Service
KRSP Pty Ltd	1	Perth	Department of Communities
KSR (WA) Pty Ltd	2	Kimberley	Main Roads Western Australia
Kulbardi Pty Ltd	7	Perth	Department of Transport, Department of Treasury, Landgate, Western Australia Police Force
Kullarri Building Pty Ltd	13	Kimberley	Department of Communities, Department of Education, Kimberley Development Commission, Main Roads Western Australia
Kullarri Enterprises Pty Ltd	3	Kimberley	Department of Education
Kullarri Regional Communities Indigenous Corporation	1	Kimberley	Main Roads Western Australia
Lalgardi Enterprises Pty Ltd	1	Kimberley	Department of Planning, Lands and Heritage
Mainland Security Protection	1	Great Southern	South Regional TAFE
Mallard Contracting Pty Ltd	1	Perth	Main Roads Western Australia
Marawar	17	Perth	Department of Education, Department of Local Government, Sport and Cultural Industries, East Metropolitan Health Service, Main Roads Western Australia, Mental Health Commission, Public Transport Authority, Western Australia Police Force
Marra Worra Worra Aboriginal Corporation	1	Kimberley	Department of Communities

Business	Number of contracts	Business region	Contracting agency or agencies
MEEDAC	1	Mid West	Department of Communities
Men's Outreach Service Aboriginal Corporation	1	Kimberley	Department of Justice
Meta Maya Mechanical Services	2	Pilbara	Department of Communities
MGC Building and Maintenance Pty Ltd	8	Kimberley	Department of Communities, Department of Education, Main Roads Western Australia, WA Country Health Service
MIB Traffic Management	2	Pilbara	Main Roads Western Australia
Minbaringu Services Pty Ltd	7	Pilbara	Department of Education, Department of Finance, WA Country Health Service
Morrgul Pty Ltd	1	Kimberley	Department of Primary Industries and Regional Development
Mowanjum Aboriginal Corporation	1	Kimberley	Department of Communities
Nani Creative	1	Perth	Main Roads Western Australia
Ngaanyatjarra Council Aboriginal Corporation	1	Pilbara	Department of Communities
Ngaanyatjarra Services	7	Perth	Department of Communities, Department of Education, Department of Finance, Department of Justice
Ngadju Conservation	1	Perth	Main Roads Western Australia
Ngalla Binang Pty Ltd	2	Perth	Department of Communities
Ngalla Maya Aboriginal Corporation	1	Perth	Department of Justice
Ngnowar Aerwah Aboriginal Corporation	1	Kimberley	Mental Health Commission
Ngunga Women's Group Aboriginal Corporation	1	Kimberley	Department of Communities

Business	Number of contracts	Business region	Contracting agency or agencies
Nhanda Contracting Pty Ltd	3	Goldfields-Esperance	Department of Education, Main Roads Western Australia
Nirrumbuk Aboriginal Corporation	4	Kimberley	Main Roads Western Australia
Noongar Mia Mia Pty Ltd	1	Perth	Department of Communities
Norlap Creative	3	Perth	Central Regional TAFE, Department of Mines, Industry Regulation and Safety, Main Roads Western Australia
Nyamba Buru Yawuru Ltd	4	Kimberley	Department of Communities, Department of Education, Main Roads Western Australia
NYFL Commercial Pty Ltd	1	Pilbara	Department of Planning, Lands and Heritage
Paupiyala Tjarutja Aboriginal Corporation	1	Goldfields-Esperance	North Metropolitan Health Service
Pilbara Meta Maya Regional Aboriginal Corporation	2	Pilbara	Department of Communities
Plum Oak Pty Ltd	2	Kimberley	Public Transport Authority
Pricewaterhousecoopers Indigenous Consulting Pty Ltd	1	New South Wales	Department of Communities
Resilience Solutions Pty Ltd	1	Perth	Department of Justice
Roadline Contracting Pty Ltd	1	Perth	Main Roads Western Australia
Seaestar Boat Charters	1	Perth	Department of Biodiversity, Conservation and Attractions
Shedforce	1	South West	Department of Biodiversity, Conservation and Attractions
Six Seasons Resources Pty Ltd	2	Perth	Department of Justice, Department of Mines, Industry Regulation and Safety

Business	Number of contracts	Business region	Contracting agency or agencies
South West Aboriginal Medical Service Aboriginal Corporation	2	South West	Mental Health Commission
Southern Aboriginal Corporation	1	Great Southern	Mental Health Commission
Spinifex Protect	1	Perth	Western Australia Police Force
Tarruru Pty Ltd	2	Perth	Department of Local Government, Sport and Cultural Industries, Department of the Premier and Cabinet
Thuroona Services Pty Ltd	3	Perth	Department of Planning, Lands and Heritage, Department of Water and Environmental Regulation
Tjallara Building Company Pty Ltd	2	Kimberley	Department of Education
Topcat Cleaning	1	Kimberley	Department of Justice
Tucker Dust and Diesel Pty Ltd	1	Goldfields-Esperance	Forest Products Commission
Ugle Pty Ltd	1	Mid West	Department of Finance
Waangara Marra Consulting	1	Perth	Department of Water and Environmental Regulation
Waradiny Pty Ltd	2	Perth	Main Roads Western Australia, Public Transport Authority
Wattnow Electrical	1	Kimberley	WA Country Health Service
West to West Group	1	Perth	VenuesWest
Western Mulga	2	Mid West	Main Roads Western Australia
Wilco Electrical	3	Perth	WA Country Health Service, Department of Biodiversity, Conservation and Attractions, Department of Education
Winun Ngari Aboriginal Corporation	1	Kimberley	Main Roads Western Australia
Winyama	1	Perth	Public Transport Authority

Business	Number of contracts	Business region	Contracting agency or agencies
Yonga Djena	5	Goldfields-Esperance	Department of Communities, Department of Mines, Industry Regulation and Safety, Department of Training and Workforce Development, East Metropolitan Health Service, Forest Products Commission

