



Labour Force, July 2020

Key Facts

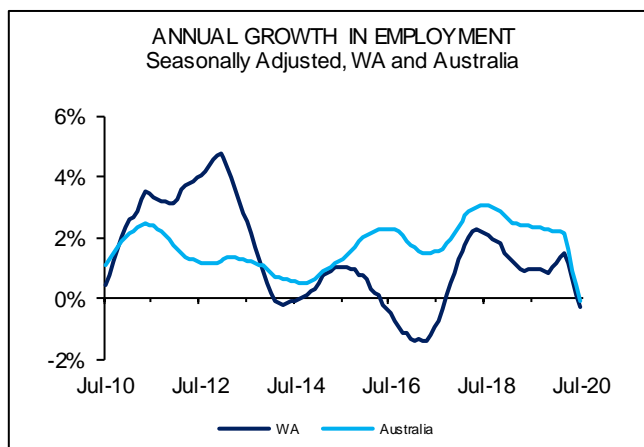
Employment

Western Australia

- Seasonally adjusted employment in Western Australia increased by 1.5% to 1,313,665 during July.
- Full-time employment rose by 9,581 persons during the month while part-time employment rose by 9,502 persons.
- Employment fell by 0.3% in annual average terms and dropped by 4.1% over the three months to July 2020. Part-time employment contributed 0.8 percentage points to annual growth, while full-time employment detracted 1.1 percentage points.

Australia

- Australia's seasonally adjusted employment rose by 0.9% to 12,460,761 during July.
- Full-time employment rose by 43,496 persons while part-time rose by 71,221 persons during the month.
- Employment dropped by 0.1% in annual average terms and decreased by 3.8% in the three months ending in July. Full-time employment contributed 0.1 percentage points to annual growth, whilst part-time employment detracted 0.2 percentage points.
- Over the year to July, the largest increase in seasonally adjusted employment by State was 1.3% in Tasmania. The largest decrease was 1.0% in South Australia.



GROWTH IN EMPLOYMENT BY STATE July 2020

	Seasonally Adjusted				Trend			
	000s	% Average Change Over:			000s	% Average Change Over:		
		1 Year	3 Months	1 Month		1 Year	3 Months	1 Month
New South Wales	3,994	-0.7%	-3.0%	1.4%	-	-	-	-
Victoria	3,300	0.7%	-3.7%	0.7%	-	-	-	-
Queensland	2,421	-0.1%	-4.6%	-0.2%	-	-	-	-
South Australia	826	-1.0%	-2.9%	1.0%	-	-	-	-
Western Australia	1,314	-0.3%	-4.1%	1.5%	-	-	-	-
Tasmania	252	1.3%	-4.0%	2.9%	-	-	-	-
Northern Territory	n/a	n/a	n/a	n/a	-	-	-	-
Australian Capital Territory	n/a	n/a	n/a	n/a	-	-	-	-
Australia	12,461	-0.1%	-3.8%	0.9%	-	-	-	-

The Australian Bureau of Statistics does not produce seasonally adjusted labour force estimates for the two Territories.

Unemployment Rate

Western Australia

- The seasonally adjusted unemployment rate in Western Australia decreased to 8.3% during July 2020, down from a rate of 8.7% in June.
- The unemployment rate averaged 6.3% over the year to July 2020, which is higher than the 6.1% average unemployment rate recorded over the year to July 2019.

Australia

- Australia's seasonally adjusted unemployment rate rose to 7.5% during July 2020, up from 7.4% in June. The unemployment rate averaged 5.8% over the year, which compares to an average rate of 5.1% over the 12 months to July 2019.
- The highest seasonally adjusted unemployment rate by State was 8.8% in Queensland. The lowest was 6.0% in Tasmania.

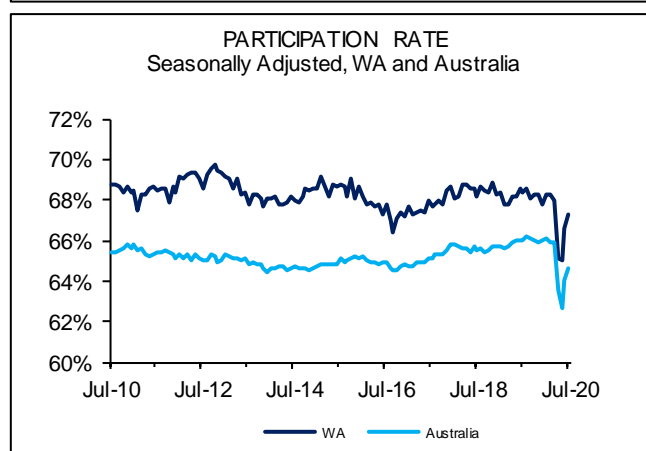
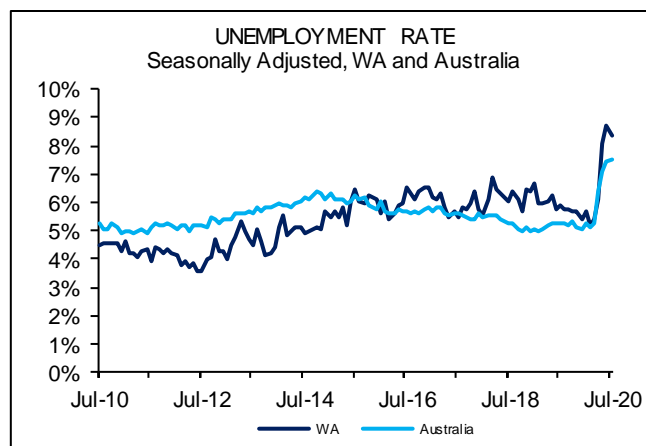
Participation Rate

Western Australia

- The seasonally adjusted participation rate in Western Australia increased to 67.2% in July 2020, up from a rate of 66.6% in June.
- The participation rate averaged 67.4% over the year to July 2020, which is lower than the 68.3% average participation rate recorded over the year to July 2019.

Australia

- Australia's seasonally adjusted participation rate rose to 64.7% during July 2020, up from a rate of 64.1% in June. The participation rate averaged 65.2% over the year, which compares to an average rate of 65.7% over the 12 months to July 2019.
- The highest seasonally adjusted participation rate by State was 67.2% in Western Australia. The lowest was 60.3% in Tasmania.



UNEMPLOYMENT AND PARTICIPATION RATES July 2020

	Unemployment Rate		Participation Rate	
	Seas. Adj.	Trend	Seas. Adj.	Trend
NSW	7.2%	-	64.8%	-
Vic	6.8%	-	64.6%	-
Qld	8.8%	-	63.9%	-
SA	7.9%	-	61.8%	-
WA	8.3%	-	67.2%	-
Tas	6.0%	-	60.3%	-
NT	n/a	-	n/a	-
ACT	n/a	-	n/a	-
Aus	7.5%	-	64.7%	-