



Labour Force, June 2020

Key Facts

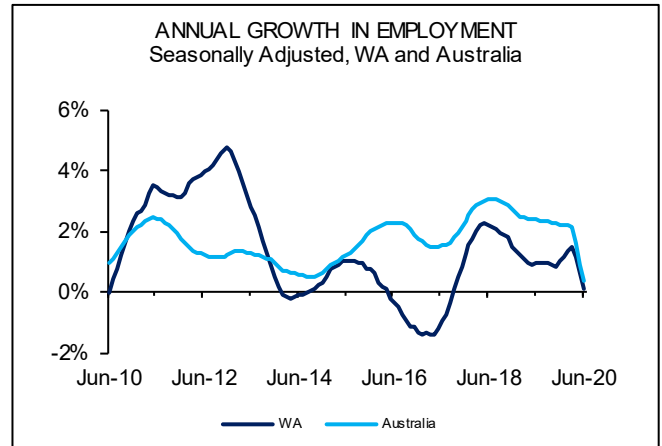
Employment

Western Australia

- Seasonally adjusted employment in Western Australia increased by 1.7% to 1,294,582 during June.
- Part-time employment rose by 36,579 persons during the month while full-time employment fell by 14,365 persons.
- Employment rose by 0.1% in annual average terms and dropped by 5.9% over the three months to June 2020. Part-time employment contributed 0.9 percentage points to annual growth, while full-time employment detracted 0.8 percentage points.

Australia

- Australia's seasonally adjusted employment rose by 1.7% to 12,328,497 during June.
- Full-time employment fell by 38,136 persons while part-time grew by 248,967 persons during the month.
- Employment grew by 0.4% in annual average terms and decreased by 5.5% in the three months ending in June. Full-time employment contributed 0.4 percentage points to annual growth, whilst part-time employment did not contribute to growth (0.0 pp).
- Over the year to June, the largest increase in seasonally adjusted employment by State was 1.2% in Victoria. The largest decrease was 0.7% in South Australia.



GROWTH IN EMPLOYMENT BY STATE June 2020

	Seasonally Adjusted				Trend			
	000s	% Average Change Over:			000s	% Average Change Over:		
		1 Year	3 Months	1 Month		1 Year	3 Months	1 Month
New South Wales	3,937	-0.1%	-5.6%	2.1%	-	-	-	-
Victoria	3,277	1.2%	-4.7%	0.9%	-	-	-	-
Queensland	2,407	0.4%	-6.4%	2.2%	-	-	-	-
South Australia	817	-0.7%	-4.3%	1.4%	-	-	-	-
Western Australia	1,295	0.1%	-5.9%	1.7%	-	-	-	-
Tasmania	245	1.1%	-5.5%	2.7%	-	-	-	-
Northern Territory	n/a	n/a	n/a	n/a	-	-	-	-
Australian Capital Territory	n/a	n/a	n/a	n/a	-	-	-	-
Australia	12,328	0.4%	-5.5%	1.7%	-	-	-	-

The Australian Bureau of Statistics does not produce seasonally adjusted labour force estimates for the two Territories.

The ABS has suspended all trend estimates during the COVID-19 period.

Unemployment Rate

Western Australia

- The seasonally adjusted unemployment rate in Western Australia increased to 8.7% during June 2020, up from a rate of 8.1% in May.
- The unemployment rate averaged 6.1% during to 2019-20, which is equal to the average during 2018-19.

Australia

- Australia's seasonally adjusted unemployment rate rose to 7.4% during June 2020, up from a rate of 7.1% in May. The unemployment rate averaged 5.6% over the year, which compares to an average rate of 5.1% in 2018-19.
- The highest seasonally adjusted unemployment rate by State was 8.8% in South Australia. The lowest was 6.9% in Tasmania.

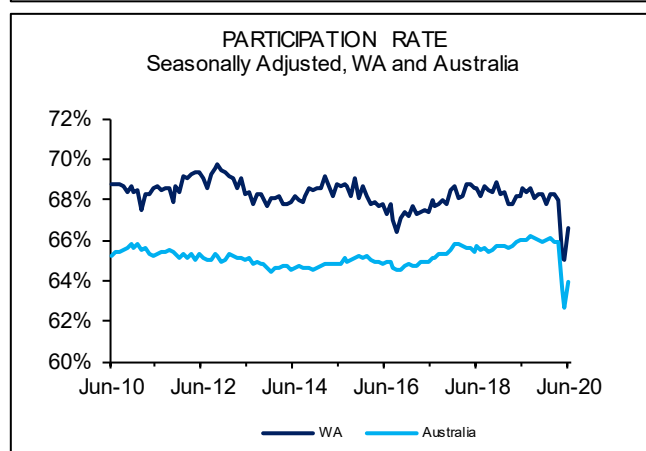
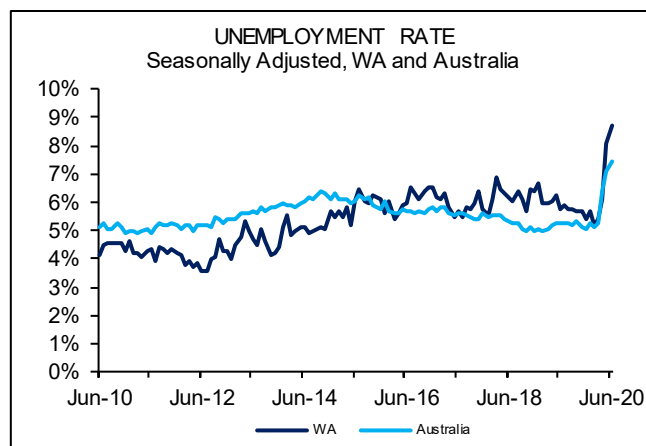
Participation Rate

Western Australia

- The seasonally adjusted participation rate in Western Australia increased to 66.6% in June 2020, up from a rate of 65.0% in May.
- The participation rate averaged 67.5% over the year to June 2020, which is lower than the 68.3% average participation rate recorded over the year to June 2019.

Australia

- Australia's seasonally adjusted participation rate rose to 64.0% during June 2020, up from a rate of 62.7% in May. The participation rate averaged 65.4% over the year, which compares to an average rate of 65.7% over the 12 months to June 2019.
- The highest seasonally adjusted participation rate by State was 66.6% in Western Australia. The lowest was 59.2% in Tasmania.



UNEMPLOYMENT AND PARTICIPATION RATES June 2020

	Unemployment Rate		Participation Rate	
	Seas. Adj.	Trend	Seas. Adj.	Trend
NSW	6.9%	-	63.7%	-
Vic	7.5%	-	64.7%	-
Qld	7.7%	-	62.9%	-
SA	8.8%	-	61.8%	-
WA	8.7%	-	66.6%	-
Tas	6.9%	-	59.2%	-
NT	n/a	-	n/a	-
ACT	n/a	-	n/a	-
Aus	7.4%	-	64.0%	-