



Labour Force, May 2020

Key Facts

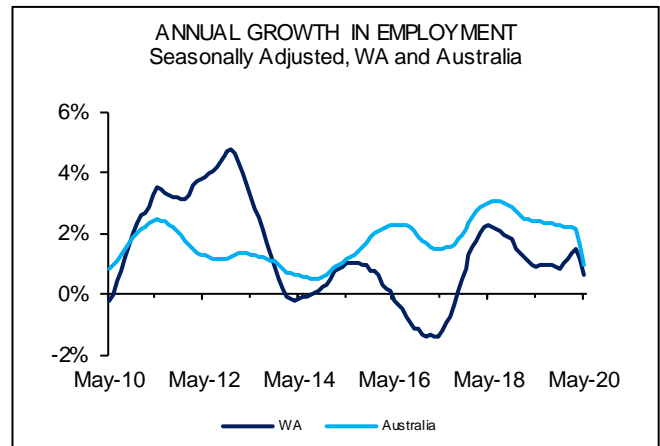
Employment

Western Australia

- Seasonally adjusted employment in Western Australia decreased by 2.3% to 1,272,002 during May.
- Full-time employment rose by 1,815 persons during the month while part-time employment fell by 32,056 persons.
- Employment rose by 0.6% in annual average terms and dropped by 3.9% over the three months to May 2020. Part-time employment contributed 1 percentage point to annual growth, while full-time employment detracted 0.4 percentage points.

Australia

- Australia's seasonally adjusted employment fell by 1.8% to 12,154,090 during May.
- Full-time employment fell by 89,129 persons while part-time fell by 138,584 persons during the month.
- Employment grew by 0.9% in annual average terms and decreased by 3.6% in the three months ending in May. Full-time employment contributed 0.8 percentage points to annual growth, whilst part-time employment made a 0.2 percentage point contribution.
- Over the year to May, the largest increase in seasonally adjusted employment by State was 1.8% in Victoria. The largest decrease was 0.2% in South Australia.



GROWTH IN EMPLOYMENT BY STATE May 2020

	Seasonally Adjusted				Trend			
	000s	% Average Change Over:			000s	% Average Change Over:		
		1 Year	3 Months	1 Month		1 Year	3 Months	1 Month
New South Wales	3,856	0.5%	-4.0%	-1.1%	-	-	-	-
Victoria	3,247	1.8%	-3.0%	-2.1%	-	-	-	-
Queensland	2,391	1.0%	-3.9%	-1.2%	-	-	-	-
South Australia	806	-0.2%	-2.6%	-1.4%	-	-	-	-
Western Australia	1,272	0.6%	-3.9%	-2.3%	-	-	-	-
Tasmania	239	1.0%	-3.6%	-4.0%	-	-	-	-
Northern Territory	n/a	n/a	n/a	n/a	-	-	-	-
Australian Capital Territory	n/a	n/a	n/a	n/a	-	-	-	-
Australia	12,154	0.9%	-3.6%	-1.8%	-	-	-	-

The Australian Bureau of Statistics does not produce seasonally adjusted labour force estimates for the two Territories.

The ABS has suspended all trend estimates during the COVID-19 period.

Unemployment Rate

Western Australia

- The seasonally adjusted unemployment rate in Western Australia increased to 8.1% during May 2020, up from a rate of 6.1% in April.
- The unemployment rate averaged 5.9% over the year to May 2020, which is lower than the 6.2% average unemployment rate recorded over the year to May 2019.

Australia

- Australia's seasonally adjusted unemployment rate rose to 7.1% during May 2020, up from a rate of 6.4% in April. The unemployment rate averaged 5.5% over the year, which compares to an average rate of 5.1% over the 12 months to May 2019.
- The highest seasonally adjusted unemployment rate by State was 8.1% in Western Australia. The lowest was 6.4% in Tasmania.

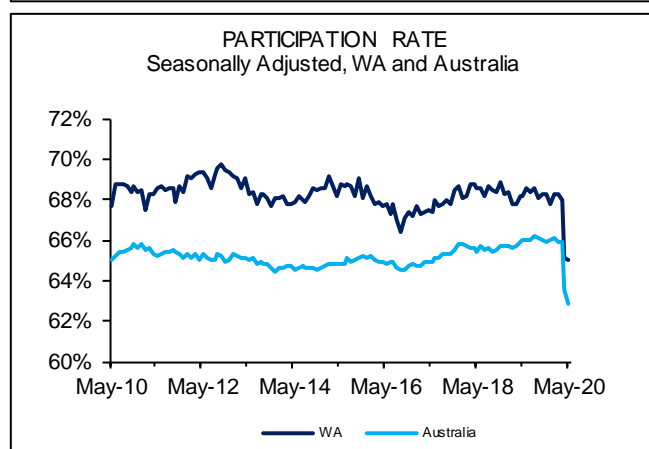
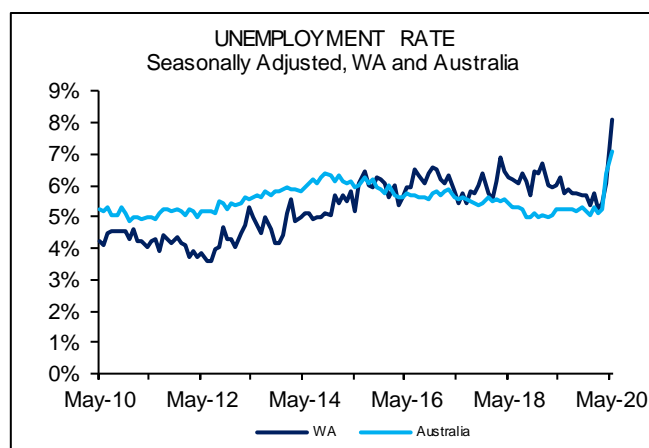
Participation Rate

Western Australia

- The seasonally adjusted participation rate in Western Australia decreased to 65.0% in May 2020, down from a rate of 65.1% in April.
- The participation rate averaged 67.7% over the year to May 2020, which is lower than the 68.3% average participation rate recorded over the year to May 2019.

Australia

- Australia's seasonally adjusted participation rate fell to 62.9% during May 2020, down from a rate of 63.6% in April. The participation rate averaged 65.5% over the year, which compares to an average rate of 65.7% over the 12 months to May 2019.
- The highest seasonally adjusted participation rate by State was 65.0% in Western Australia. The lowest was 57.3% in Tasmania.



UNEMPLOYMENT AND PARTICIPATION RATES May 2020

	Unemployment Rate		Participation Rate	
	Seas. Adj.	Trend	Seas. Adj.	Trend
NSW	6.4%	-	62.1%	-
Vic	6.9%	-	63.7%	-
Qld	7.9%	-	62.6%	-
SA	7.9%	-	60.3%	-
WA	8.1%	-	65.0%	-
Tas	6.4%	-	57.3%	-
NT	n/a	-	n/a	-
ACT	n/a	-	n/a	-
Aus	7.1%	-	62.9%	-