



Government of **Western Australia**
Department of **Commerce**
Energy Safety

Code of Practice for Inspectors (Gas) in Western Australia



Code of Practice for Inspectors (Gas) in Western Australia

This document aims to assist people designated or planning to be designated as an Inspector (Gas).

It provides information on the designation; the powers and limitations of an Inspector (Gas) under the *Energy Coordination Act 1994*; and the principles and practices that an Inspector (Gas) is expected to follow when carrying out their duties.

The contents of this code are subject to periodic review. Any suggestions for improvement are welcomed.

Any enquiries or comments in relation to the code may be addressed to:

The Principal Engineer Gas Utilisation
Energy Safety
Department of Commerce
303 Sevenoaks Street
Cannington WA 6107

Tel: (08) 6251 1900
Fax: (08) 6251 1901
Email: energysafety@commerce.wa.gov.au
Internet: www.energysafety.wa.gov.au



Ken Bowron
Director of Energy Safety

Table of Contents

1	Scope and application.....	2
2	Definitions and abbreviations.....	3
3	Inspector (Gas) designation	5
3.1	Gas Installation Inspectors	5
3.2	Type A Gas Appliance Inspectors	8
3.3	Type B Gas Appliance Inspectors	9
4	Appointment as an Inspector (Gas).....	11
4.1	General.....	11
4.2	Essential requirements prior to interview assessment.....	12
4.3	Application for designation.....	12
4.4	Interview	13
4.5	Insurance.....	13
5	Code of Conduct.....	14
5.1	General.....	14
5.2	Gas Installation Inspectors	14
5.3	Type A Gas Appliance Inspectors	14
5.4	Type B Gas Appliance Inspectors	15
6	Inspection practices	16
6.1	Gas Installation Inspectors	16
6.2	Type A Gas Appliance Inspectors	18
6.3	Type B Gas Appliance Inspectors	20
7	Audit by Energy Safety.....	25
8	Rulings and disputes.....	25
	Appendix A — Inspector’s order/Notice of defect	27
	Appendix B — Notice of appeal.....	28
	Appendix C — Certificate of compliance.....	29
	Appendix D — Application form for certification of a Type A Gas Appliance	30
	Appendix E — Approval badges.....	31

1 Scope and application

The purpose of this code is to assist people designated or planning to be designated as an Inspector (Gas) by providing information on:

- The designation of an Inspector (Gas) under the *Energy Coordination Act 1994* (WA) by the Director of Energy Safety.
- The powers and limitations of an Inspector (Gas).
- The principles and practices an Inspector (Gas) is expected to follow when carrying out his/her duties.

The Director of Energy Safety (the Director) has statutory authority under the provisions of the *Energy Coordination Act 1994* to designate a person to be an Inspector (Gas).

As part of the designation, the Director can limit the powers of the inspector. This is done deliberately, to create different categories of inspectors. A number of different categories of Inspector (Gas) are currently designated.

The scope of each category is as follows:

- The inspection of consumers' gas installations.
- The inspection and certification of new Type A (domestic and commercial catering) gas appliances.
- The inspection and certification of used Type A gas appliances that have been reconditioned to the relevant Australian Standards.
- The inspection and certification of large commercial or industrial gas-fired appliances (known as Type B gas appliances).
- The inspection of gas distribution systems and gas production plants connected to such distribution systems.

The legislation relevant to gas inspection functions is as follows:

- *Energy Coordination Act 1994*;
- Energy Coordination (Inspectors and Infringement Notices) Regulations 1995;
- *Gas Standards Act 1972*;
- Gas Standards (Infringement Notices) Regulations 2007;
- Gas Standards (Gasfitting and Consumer Gas Installations) Regulations 1999; and
- Gas Standards (Gas Supply and System Safety) Regulations 2000.

Every care has been taken to ensure the information contained in this Code is consistent with the above legislation.

If any part of the Code is found to be in conflict with the legislation, the legislation takes precedence.

2 Definitions and Abbreviations

For the purpose of this Code of Practice, the following definitions apply. Words or terms not specifically defined are to be interpreted as defined in relevant legislation or technical standards/codes.

AGA	Australian Gas Association.
TUV	Technische Überwachung Verein (a technical surveying organisation).
Appliance/Gas Appliance	An appliance that consumes gas as a fuel.
Appliance, Type A	An appliance of a class or type specified in Regulation 42B of the Gas Standards (Gasfitting and Consumer Gas Installations) Regulations 1999.
Appliance, Type B	An appliance that has a maximum hourly input rate exceeding 10 mega joules (MJ/h), but is neither a Type A appliance nor a mobile engine.
Approved	Means approved by the Director of Energy Safety.
Commissioning	Bringing into operation.
Certification	<p>The issuing of a badge by a Type A Inspector for a Type A appliance to demonstrate compliance with a Standard.</p> <p>The issuing of a certificate of compliance by a Type B Gas Appliance Inspector for the Type B appliance to be permanently connected to a gas supply.</p>
Field check list	A check list referred to in Appendix G of AS 3814 for industrial and commercial gas-fired appliances, as an aid to the field testing of a Type B appliance.
Gas Supplier	Means an undertaker, a pipeline licensee, an operator of a reticulated gas supply system or a person who supplies gas through a pressurised container.
Energy Safety	The Energy Safety Division of the Department of Commerce in Western Australia.

Technical submission	A submission referred to in Appendix A of AS 3814, as an aid to the assessment of a Type B appliance to gain approval for installation.
Approval for installation	Written approval from a Type B Gas Appliance Inspector (after the review of the technical submission) that the appliance may be installed.

3 Inspector (Gas) designation

Under the provisions of the *Energy Coordination Act 1994*, the Director is able to designate a person as an Inspector (Gas) for the purposes of the *Gas Standards Act 1972*. The designation document details the powers of inspection that may be exercised which are contained in the *Energy Coordination Act 1994* and includes any limitations/restrictions that are applicable.

The *Gas Standards Act 1972* provides for the Director to approve gas appliances for the purposes of section 13D(1) and 13D(2). These powers can be delegated to a designated inspector under a delegation pursuant to section 13D(3) of the Act. The delegation document details the powers of the Director that may be exercised and includes any limitations/restrictions that are applicable.

Inspectors are designated for a period of 12 months, after which time the designation is reviewed and/or renewed.

3.1 Gas Installation Inspectors

An Inspector (Gas) may be designated by the Director for the purpose of carrying out inspections of consumer gas installations, on behalf of the gas supplier, to meet the gas suppliers obligation under section 13(1) and 13(2) of the *Gas Standards Act 1972* (the Act). This type of inspector is referred to as a “Gas Installation Inspector”.

Specific conditions are attached to each designation, depending on the holder’s qualifications and the functions that are nominated to be performed (by the gas supplier, and subsequently approved by the Director).

Individuals designated may be full-time employees or part-time employees (including contract employees) who operate at all times under the authority of, and with the support of, the gas supplier. The inspection work must comply with the gas supplier’s “Inspection Policy Statement and Plan”, if the gas supplier has such an approved document.

Note: Subject to written agreement of each relevant gas supplier, an inspector may be designated to work for more than one gas supplier.

Powers of inspection

A Gas Installation Inspector may, as provided for in the *Energy Coordination Act 1994* and subject to the terms of his or her designation:

- enter without notice on or into any land, premises or thing where he or she has reason to believe that the generation, transmission, distribution, supply, or use of the form of energy to which his or her powers relate is or may be taking place irrespective of the source or origin of the energy, or where he or she has reason to believe any installation, component or activity used or undertaken for any of those purposes is or may be situated or undertaken;
- require any person having the control or custody of any land, premises or thing which the inspector is authorised to inspect, to furnish reasonable access to it and other reasonable assistance;
- inspect any plant, works, installation, component or activity used or intended to be used by a consumer for or in connection with the use of gas; and

- make any inspection, examination, sampling, inquiry or test, and request any information (including by way of answers to questions) and production of any records or other documents necessary or desirable to ascertain:
 - whether any requirements under the *Gas Standards Act 1972* pertaining to gasfitting work on a consumer's installation is being or has been complied with;
 - whether any order, condition, restriction, or limitation is being or has been observed;
 - the cause, results and other aspects of any failure of any part of a consumer's gas installation, including damage and other matters arising from or suspected of being related to failure; and
 - the cause of any death, personal injury or damage to property on a consumer's premises which is or may be attributable to gas.

If the inspector is of the opinion that anything which is authorised to inspect does not conform to statutory requirements or is unsafe, the inspector may exercise either or both of the powers conferred below:

- by order in writing prohibit the use of that thing (for example, a defective appliance) absolutely or except in accordance with any condition or restriction; and
- disconnect the supply of gas to that thing, or to the premises on which it is situated, until the inspector is satisfied that the thing conforms to statutory requirements or is safe.

An inspector may issue an order concerning:

- anything that the inspector considers is dangerous or may create a danger to individuals or property due to its proximity to gas facilities. The order may also require the person in charge of the "thing" to modify, remove or dismantle it. An example of where this power may be used is construction work or excavation within the easement of a gas pipeline. Such activity presents a danger to the public, the workers involved and the facilities;
- a work practice, involving gas, which the inspector considers to be dangerous or failing to comply with any relevant Act. The order may specify how the work practice must be modified and apply conditions, restrictions or limitations on the use of the existing work practice until the modified work practice is implemented;
- a "component" of a gas distribution system or distribution works to a network operator that the inspector considers does not conform to a relevant Act or is unsafe. The order may specify work to be done or other measures to be taken to ensure that the component complies with the Act or is made safe. The order may extend to include similar components elsewhere on the network, subject to special requirements. The inspector must consult with the network operator before serving such a wider order.

Appendix A shows the form of such an order. Defects can be issued via a notice of defect as per Regulation 29 of the Gas Standards (Gasfitting and Consumer Gas Installations) Regulations 1999, using the same form.

If gasfitting work does not comply with the Gas Standards (Gasfitting and Consumer Gas Installations) Regulations 1999, an inspector may issue:

- a notice of defect to the registered gas fitter who did the work or supervised it; or
- an inspectors order to the consumer (owner/occupier) if the gas fitter who did the work cannot be identified.

An inspector is expected to issue a notice of defect to the registered gas fitter or an inspectors order to the owner/occupier where an inspection reveals that gasfitting work does not comply with the regulations.

Notice of defect

A notice of defect is usually issued to a gas fitter requiring rectification work to a gas appliance/installation that is considered unsafe or may become unsafe if remedial work is not carried out. It is an offence for a gas fitter to fail to carry out the required rectification work specified on the notice and return the notice of rectification within seven days of receipt.

Inspectors order

An inspectors order is usually issued to the property owner/occupier prohibiting the use of and/or requiring rectification work to a gas appliance/installation that is considered unsafe or may become unsafe if remedial work is not carried out. An inspector's order is generally issued where the gas fitter for the gas appliance/installation cannot be identified. Where an inspector's order is issued to rectify an unsafe condition the Inspectors Order must include a reasonable completion date on the inspector's order. The completion of the rectification work is to be followed up by the issuing Gas Installation Inspector or another inspector, nominated by the gas supplier to ensure that the gas fitter's rectification work has made the installation safe.

An inspectors order is not to be used by a gas supplier's Gas Installation Inspector as a means of rectifying a problem that is associated with the gas distribution system where the gas appliance/installation on a property is neither defective nor unsafe. An example of this would be where water has entered the gas distribution system through accidental/incidental puncturing from an overlaying leaking water pipe of a gas service and the water has flooded the distribution piping and affected the gas supply to both the property and other neighbouring properties. In this case, neither the consumer nor the neighbouring property owner/occupiers gas installations are defective or unsafe.

An inspector's order may however be issued to the property owner/occupier where a gas appliance/installation on the property is defective or unsafe and has caused the gas supplier's distribution system to be made defective or not conform to regulatory requirements. An example of this would be where a defective gas appliance has allowed water to enter the gas distribution system piping through the consumer piping and this has affected the gas supply to other adjacent properties.

Infringement notices (only issued by EnergySafety Inspectors)

Where a defect is identified and the inspector has issued a notice of defect to the gas fitter or an inspectors order to the consumer (owner/occupier), a copy of this notice shall be submitted to EnergySafety within five working days of issue of the notice.

This will provide adequate time for EnergySafety designated inspectors to issue an infringement notice within 21 days of the alleged offence date (the alleged offence date is taken as the date on the notice of defect/inspectors order issued by the inspector).

On receipt of the notice of defect, the Chief Gas Inspector of EnergySafety will determine whether the issue of an infringement notice is warranted. The inspector is to ensure that:

- the installation has been inspected on site;
- the breach is legibly and correctly completed on the notice of defect or inspector's order and the details of the offender/consumer are clearly identified; and

- there is adequate evidence for prosecution with evidence (photographs, copies of documents and the like) of defects.

3.2 Type A Gas Appliance Inspectors

An Inspector (Gas) designated by the Director as a certifier of new or used (that were at some time approved for installation) Type A gas appliances to ensure that they comply with relevant Australian Standards prior to use or reuse, is referred to as a Type A Gas Appliance Inspector.

The testing and certification of new or used gas appliances is required to be carried out in a suitably equipped workshop, designed for this purpose. Where this is impractical (for example due to appliance size) on-site testing/certification at the manufacturer's premises is permitted. Where on-site testing/certification is required to be carried out, the written approval of the gas supplier must be obtained prior to connecting the gas supply to the appliance and commencing testing.

The Type A Gas Appliance Inspectors designation covers Type A gas appliances such as the following:

- reconditioned appliances: refers to commercial catering gas appliances that were at some time approved for installation and due to the appliance's removal from an installation, needed to be reconditioned and thus require re-certification;
- individual appliances imported by owners;
- individual appliances imported by a manufacturer or agent for evaluation;
- custom-built or rarely manufactured appliances; and
- individual appliances for which market potential is to be ascertained.

Generally, a Type A Inspector can carry out the certification only for an individual gas appliance, up to a total limit of 20 units of the same make and model in any calendar year for a particular supplier (irrespective of inspector carrying out the assessment). Each unit requires a separate application, separate testing and separate certification.

For 'type approval' of up to a maximum of five appliances the Director's written approval must be obtained prior to carrying out the certification. Each appliance must be separately tested but can be covered by a single "type approval" number.

For 'type approval' exceeding five appliances of the same make/model in any one calendar year, it is necessary to obtain the Director's written approval, which must be prior to carrying out the certification.

Inspectors may charge a fee for the testing and certification of these appliances.

Powers of inspection

Powers of inspection that may be exercised are those powers of the Director delegated under section 13D (2) of the *Gas Standards Act 1972*.

Section 13D of the *Gas Standards Act 1972* states, in part:

- 13D. (1) A person shall not sell, hire, advertise for sale or install a Type A gas appliance unless the gas appliance -
- (a) is a gas appliance that is approved by the Director or is of a class or type of gas appliance that is approved by the Director; and
 - (b) is marked, stamped or labelled in the manner approved by the Director.
- Penalty: \$250 000.
- (3) The Director may by instrument in writing delegate to an inspector the power to give approval for the purposes of subsection (1)(a) or (2)(a).

In applying the Director's powers of approval, a Type A gas appliance inspector is required to satisfy all of the following:

- The product is to satisfy the inspector, through inspection and individual testing, that it complies with the essential requirements detailed in the document *Technical and Safety Requirements for Type A Gas Appliances* as amended from time to time and published by the Director.
- If the product is of a type for which an individual, specific Australian Standard exists then the product shall be tested in accordance with the approval requirements for individual certification (second tier) published in the relevant Australian Standard.
- If the product is of a type for which an individual, specific Australian Standard does not exist, the inspector shall be satisfied that the range of tests and inspections to which the product has been successfully subjected is adequate to ensure compliance with all the essential safety requirements and shall provide detailed written advice to the Director on the range and outcomes of tests conducted and must obtain the Director's endorsement for same, before issuing the approval.
- Each manufactured product shall bear the badge of approval mark as required by the Director.

3.3 Type B Gas Appliance Inspectors

A Type B Gas Appliance Inspector is an Inspector (Gas) designated by the Director for the purpose of inspecting and approving Type B gas appliances. The inspector certifies that Type B gas appliances, whether new, relocated or modified after installation, comply with statutory requirements and have been properly commissioned to ensure safe operation. The certification is normally carried out in two stages:

1. giving written "approval for installation"; and
2. inspection and certification of the installed and commissioned appliance.

Depending upon the qualifications and experience of the holder, each designation has specific conditions attached. Currently there are three “levels” of this type of inspector, based on the input capacity of the Type B gas appliance:

- inspectors able to certify an appliance with an input capacity up to 10 GJ/h;
- inspectors able to certify an appliance with an input capacity up to 20 GJ/h; and
- inspectors able to certify any appliance.

In each case, inspectors are expected to only work inside their area of competence, regardless of their appliance gas consumption limitation.

Some of these inspectors are employees of gas suppliers (and are also designated as Gas Installation Inspectors); others are “independent” inspectors, employed by others. “Independent” inspectors tend to carry out most of this work at the present time.

“Independent” inspectors offer their services on a fee-for-service basis and should be appointed by the owner/operator of the gas installation to ensure the assessment is seen as independent of the work of the individuals that have designed or installed the appliance.

Powers of inspection

Powers of inspection that may be exercised are those powers of the Director delegated under section 13D (2) of the *Gas Standards Act 1972*.

Section 13D of the *Gas Standards Act 1972* states, in part:

- 13D. (2) A consumer shall not use a Type B gas appliance unless the appliance:
- (a) has been approved by the Director; and
 - (b) is marked, stamped or labelled in the manner approved by the Director.

Penalty: \$250 000.

- (3) The Director may by instrument in writing delegate to an inspector the power to give approval for the purposes of subsection (1)(a) or (2)(a).

The designation provides for the following powers of inspection to be exercised at the request of the person having control or custody of the consumer’s gas installation in which the appliance is or is to be installed for the following:

- giving individual approval for installation of a Type B gas appliance as required by clause 501(2) of Schedule 6 of the Gas Standards (Gasfitting and Consumer Gas Installations) Regulations 1999;
- inspection and certification of a Type B gas appliance as required by regulation 22A of the Gas Standards (Gasfitting and Consumer Gas Installations) Regulations 1999, to include for the inspection and certification of a Type B appliance modified under regulation 36(1a);
- giving approval for a modification of an individual Type B gas appliance that has been modified under regulation 20(4a); and
- giving gas for the purpose of commissioning prior to a Type B gas appliance being permanently connected under regulation 22(3).

4 Appointment as an Inspector (Gas)

4.1 General

If a gas supplier wishes to have a person appointed as a Gas Installation Inspector, the application must be made through the office of the gas supplier.

Type A and B Gas Appliance Inspectors may apply directly to the Director of Energy Safety for appointment.

All applications need to follow the procedure below, except where otherwise approved.

An application for designation as an Inspector (Gas) is to be made on the form as provided by the Director. Forms must be completed in full and be supported by a letter from the employer (where applicable) and any other relevant documentation. The application needs to clearly state the type of designation being requested.

Training and experience claimed in an application must be supported by documentary evidence. This should include, as relevant, copies (not originals) of documents such as:

- trade certificates;
- apprenticeship papers;
- accredited training certificates/results;
- WA or interstate gasfitting licence(s);
- references covering training and experience; and
- engineering qualifications.

As part of the Director's assessment of an application, an applicant will generally be required, depending on the type of designation requested, to:

- complete the following:
 - a formal application form;
 - a questionnaire to demonstrate knowledge of gas legislation and general technical requirements for consumer gas installations;
 - a questionnaire to demonstrate knowledge of gas legislation and industrial gas appliance installation requirements; and
 - an open-book written assessment.
- attend an assessment interview.

An applicant will need to obtain a copy of each of the following publications to assist in completing the questionnaire(s):

- *Energy Coordination Act 1994*⁽¹⁾
- Energy Coordination (Inspectors and Infringement Notices) Regulations 1995⁽¹⁾
- *Gas Standards Act 1972*⁽¹⁾
- Gas Standards (Infringement Notices) Regulations 2007⁽¹⁾
- Gas Standards (Gasfitting and Consumer Gas Installations) Regulations 1999⁽¹⁾
- Gas Standards (Gas Supply and System Safety) Regulations 2000⁽¹⁾
- Australian Standard AS 5601 Gas installations⁽²⁾ and/or
- Australian Standard AS 3814 industrial and commercial gas-fired appliances⁽²⁾

Notes:

1. Acts and associated regulations are available from State Law Publisher, 10 William Street, Perth. Telephone: (08) 9321 7688 or downloadable from their website on www.slp.wa.gov.au.
2. Available from Energy Safety (Licensing Office), 303 Sevenoaks Street, Cannington WA 6107, Telephone: (08) 9422 5282.

4.2 Essential requirements prior to interview assessment

Gas Installation Inspector

- Must be nominated by the gas supplier.
- Must be a suitably qualified person having gasfitting qualifications or be a professional engineer in an appropriate discipline (mechanical or gas engineering).
- Must successfully complete a questionnaire on legislation relating to gasfitting in WA and general technical requirements for consumer gas installations.

Type A Gas Appliance Inspector

- Must be a gas fitter with extensive Type A gas appliance servicing skills, including commercial gas appliances.
- Must successfully complete a questionnaire on the legislation covering this area of gasfitting.
- Must have a suitably equipped workshop for servicing commercial gas appliances.
- Should have a certificate in "Inspection Procedures for Type A Commercial Gas Appliances" from MPA Skills or approved equivalent.

Type B Gas Appliance Inspector

- Must be a suitably qualified person having gasfitting qualifications or be a professional engineer in an appropriate discipline (mechanical or gas engineering).
- Must have competent knowledge of and experience in gas combustion equipment and processes.
- Must successfully complete a questionnaire on legislation relating to gasfitting in WA.
- Must successfully complete a questionnaire on the design, installation and operational requirements for industrial gas appliances.

4.3 Application for designation

Completed application forms (available from the Chief Gas Inspector of the Energy Safety Division) and supporting documentation should be forwarded to:

Chief Gas Inspector
Energy Safety
Department of Commerce
303 Sevenoaks Street
CANNINGTON WA 6107

After review of the application and subject to acceptable performance in completing the questionnaire(s), the Chief Gas Inspector will contact the applicant to arrange attendance at EnergySafety to undergo an 'open book' written test. Subject to achieving a minimum pass of 80% in the assessment, an interview will then be arranged at a mutually convenient time.

4.4 Interview

The interview takes up to one and a half hours and consists of answering a number of questions. An applicant will be required to demonstrate a sound understanding of the legislation, solid working knowledge of the codes and standards (copies may be taken to the interview) and competent knowledge in the application of safe working practices, relevant to the designation for which the application is being made.

The subject areas will include, among other issues, the following:

- scope of designation and the powers of inspection;
- safety and isolation practices;
- procedures for testing gas installations; and
- industry inspection, commissioning and verification processes.

4.5 Insurance

If an applicant is assessed as suitable for designation as an Inspector, certain insurance requirements apply and each applicant is required to provide written evidence that he/she satisfies the requirements stipulated below, before a designation can be issued.

Gas Installation Inspector

Any liability for damage to property, injury or consequential damages resulting from a Gas Installation Inspector's exercise of his/her power is required to be covered by the employer, the gas supplier. This is a condition of designation and also applies to part-time Gas Installation Inspectors, whether working as employees or as contract personnel.

Type A Gas Appliance Inspector

It is a condition of designation that a Type A Gas Appliance Inspector of new and/or reconditioned appliances is required to insure against potential liability. If the inspector is an employee, the employer's business is required to provide the insurance cover. The level and type of cover is the same as described below for independent Type B Gas Appliance Inspectors.

Type B Gas Appliance Inspector

It is a condition of designation that an Inspector of Type B Appliances is required to insure against potential liability. If the Inspector is an employee, the employer's business is required to provide the insurance cover.

An independent Type B Gas Appliance Inspector is an independent contractor. The Director will not indemnify him/her in relation to any liability for injury, property damage or consequential damages resulting from the exercise of his/her power. It is a condition of designation that an independent Type B Gas Appliance Inspector insures himself/herself against such potential liability to a minimum level of \$5 million for any one claim. This insurance cover needs, inter alia, to recognise all risks associated with decisions (and recommendations to the Director) by the Inspector.

A Type B Gas Appliance Inspector is required to immediately notify the Director in writing should the insurance:

- cover (to the level stipulated by *Energy Safety*) lapse or be refused renewal; or
- policy be subject to any complaint, dispute or claim for any compensation/damages, in relation to his/her work.

5 Code of Conduct

5.1 General

All designated Inspectors (Gas) are expected to meet the common law “duty of care” as well as requirements under the relevant Acts and regulations. Inspectors should seek advice where necessary from *Energy Safety* (Principal Engineer Gas Utilisation or Chief Gas Inspector) or senior, learned colleagues.

They shall be fair, use and share power for the common good and always act in a non-discriminatory way. Conflicts of interest (or possibly perceived conflicts of interest) must be carefully avoided. Similarly, the acceptance of gifts or favours that may be seen to compromise the independence of the Inspector’s decision-making must be avoided.

If there is any change in employment status and/or they are no longer active in an inspectorial role, Inspectors must notify the Director in writing. Their certificate of designation must be returned together with the written notification.

5.2 Gas Installation Inspectors

In addition to the requirements of Section 5.1 above, the following principles apply to a Gas Installation Inspector:

1. The person may, subject to the written agreement of relevant gas suppliers, be designated as an inspector for more than one gas supplier.
2. The person may not operate as a gas fitter contractor (or as gas fitter employee of same) for consumers’ installations or related gasfitting work. However, the person may carry out gasfitting work on the gas installation of their own premises or those of immediate family (children, sisters, brothers, parents), without this being seen as a conflict of interest.
3. The inspector may work as a gas supplier’s employee gas fitter, providing the work is inspected by a different inspector, or the work is not related to a consumer’s installation.

5.3 Type A Gas Appliance Inspectors

In addition to the requirements of Section 5.1 General above, the following principles apply to a Type A Gas Appliance Inspector:

1. The person who is designated as an inspector may not make or recondition and then certify an appliance.
2. The person who is designated as an inspector may make or recondition an appliance provided the appliance is certified by another Inspector.
3. When approached for inspection services, a Type A Gas Appliance Inspector shall declare, to the person or organisation making the approach, his or her ability to do the work, or not to do the work, in accordance with Items (1) and (2) above.
4. A Type A Gas Appliance Inspector shall not, if approached by a potential client, take over the inspection services currently being performed, or previously performed, by another Type A Gas Appliance Inspector without first notifying the Director and obtaining approval from the Director for the change.
5. A Type A Gas Appliance Inspector shall treat as confidential all information provided for the purpose of carrying out the inspection. At the conclusion of the inspection work, all documents supplied shall be returned to the provider(s) except where they have otherwise agreed, or as required to satisfy Item (6) below. Nothing in this clause is to be read as limiting the ability of the Inspector to brief the owner/operator of the installation, or the Director of Energy Safety or delegate, on any matters the inspector considers relevant.
6. A Type A Gas Appliance Inspector shall retain (for a period of not less than five years) sufficient evidence of the inspection and approval documentation for audit purposes. When requested, this documentation shall be made available for auditing by the Director.

5.4 Type B Gas Appliance Inspectors

In addition to the requirements of 'Section 5.1 General' above, the following principles apply to a Type B Gas Appliance Inspector:

1. A person who is a Type B Gas Appliance Inspector may not be a provider (or an employee of a provider) of installation, maintenance or operational services for Type B appliances in WA.
2. A technical consultant in the area of Type B gas appliances [and who is not a provider of the services described in (1) above] may be designated as a Type B Gas Appliance Inspector provided:
 - a) their services are limited to professional services, and
 - b) they do not inspect any Type B applications with which he or she (or their employer) has been associated in any way (including appliance supply, appliance design work or design modifications).

Where, in the case of a particular project, (b) cannot be satisfied but the technical consultant considers that there is sufficient separation between any inspection work proposed and consulting work being performed, to satisfy the principle that a conflict of interest should not exist, the inspector may make a submission seeking the Director's approval to a particular arrangement, on a case by case basis.

3. When approached for inspection services, a Type B Gas Appliance Inspector shall declare, to the person or organisation making the approach, his or her ability to do the work, or not to do the work, in accordance with Items (1) and (2) above.

4. A Type B Gas Appliance Inspector shall not, if approached by a potential client, take over the inspection services currently being performed, or previously performed, by another Type B Gas Appliance Inspector without first notifying the Director and obtaining approval from the Director for the change.
5. Clients should generally be the owner/operators of the installation, as described in Section 3.3 "Type B Gas Appliance Inspectors", unless otherwise approved.
6. A Type B Gas Appliance Inspector shall treat as confidential all information provided for the purpose of carrying out the inspection. At the conclusion of the inspection work, all documents supplied shall be returned to the provider(s) except where they have otherwise agreed, or as required to satisfy Item (7) below. Nothing in this clause is to be read as limiting the ability of the Inspector to brief the owner/operator of the installation, or the Director of Energy Safety or delegate, on any matters the Inspector considers relevant.
7. A Type B Gas Appliance Inspector shall retain for a period of not less than five years sufficient evidence of the inspection and approval documentation for audit purposes. When requested, this documentation shall be made available for auditing by the Director.

6 Inspection practices

6.1 Gas Installation Inspectors

General

This category of inspector enables gas suppliers or pipeline licensees to meet their obligation to inspect each consumer's gas installation and to ensure the installation complies with prescribed requirements before commencing to supply gas to that installation.

A Gas Installation Inspector may carry out any one or a combination of the following roles:

- inspect domestic, commercial and industrial gas installations;
- carry out investigations of gas incidents, which may occur in consumers' installations, connected to the gas supply system or supplied with gas in cylinders;
- issue a notice of defect to gas fitters for defective gasfitting work; and
- issue an inspector's order for an unsafe installation or non-compliance.

If a Gas Installation Inspector identifies a defective gas installation, he/she is to issue a notice of defect or an inspector's order and to advise the consumer against using the appliance and in extreme circumstances, to disconnect the appliance to make the installation safe. During the course of an inspection, if the inspector identifies a defect which is dangerous and unsafe on an adjacent gas installation where gas is supplied by another gas supplier, the inspector should contact the relevant gas supplier and then notify an EnergySafety inspector.

For example, a gas installation inspector working for Company 'A' (Natural or LP Gas supplier) carries out an inspection and identifies a defect on an adjacent gas installation, where gas is supplied by another gas supplier, Company 'B' (Natural or LP Gas supplier). If the inspector considers the defect dangerous and unsafe, the designated gas inspector is expected to advise the consumer of the danger as well as to notify Company 'B' gas supplier. If Company 'B' gas supplier is not known the inspector should then contact an EnergySafety inspector.

All Gas Installation Inspectors should note that Regulations 32 and 33 set out the means by which application may be made to the Director, to vary the requirements in Schedule 6 or 7, or to seek the Director's decision on any matter that is subject to the discretion of the "authority" within a code/standard. **Inspectors should note and observe that they are not an "authority" in this context.**

In the case of gas undertakers or suppliers, inspection practices and related activities are performed in accordance with the gas undertaker or supplier's approved Inspection Policy Statement and Plan. In the case of a gas undertaker or pipeline licensee not subject to an Inspection Policy Statement and Plan, the inspection work needs to satisfy as a minimum the following:

Inspection of installations without Type B gas appliances

In the case of a pipeline licensee not subject to an Inspection Policy Statement and Plan, the installation will be inspected prior to initial gas supply. Inspectors shall assess that the requirements of the Gas Standards (Gasfitting and Consumer Gas Installations) Regulations 1999 have been met. Items that need to be considered include the following:

- installation is pressure tested for leaks;
- pipe work is of sufficient size for the supply parameters;
- approved pipe work and materials are used;
- fluing and ventilation requirements are met;
- only approved Type A gas appliances have been installed;
- appliances have been installed correctly;
- appliances have been installed in a complying location; and
- appliances have been commissioned satisfactorily and operate safely.

Inspection of installations with Type B gas appliances

Inspectors will conduct an installation inspection where a notice of completion is received for either new or significant additional works to Type B gas appliances.

Inspectors will assess by an installation inspection (to an extent relevant to the condition, complexity and size of the installation) that the requirements of the Gas Standards (Gasfitting and Consumer Gas Installations) Regulations 1999 have been met. Inspectors will as a minimum carry out the following:

- ensure notices of completion have been received for the overall gas installation;
- assess the gas installation for general compliance;
- ensure that any Type B gas appliances have been given “approval for installation” by a Type B gas appliance inspector engaged by the consumer, before providing gas for commissioning;
- review the quality assurance process used and inspect a reasonable sample of test reports, certificates etc (Manufacturer’s Design Reports) to give an overall assessment of the suitability of materials and work standards used in the gas installation;
- carry out a visual inspection of the overall gas installation for general compliance/completeness of work; and
- ensure that the certificate(s) of compliance for Type B gas appliance(s), together with any outstanding notices of completion (for example, for appliance commissioning) are received, before providing permanent supply of gas to allow operation of the gas appliance in production mode.

6.2 Type A Gas Appliance Inspectors

This category of inspector is able to certify and badge new or used Type A gas appliances. All new gas appliances require certification prior to being placed into service. Used gas appliances that were at some time approved for installation and due to the appliance’s removal from an installation, needed to be reconditioned also require re-certification.

In general terms, this means the Type A Gas Appliance Inspector will carry out the following after receiving an application form from a person seeking certification of an appliance:

- Obtain installation, operating and servicing instructions and the appliance specification together with relevant detailed drawings and any other technical information and/or test data available.
- Obtain a statement from a licensed electrical contractor or ‘A’ grade electrical worker experienced in electrical appliance repair verifying that a safety compliance inspection of the electrical sub-assembly/parts has been carried out if the appliance contains electrical (including electronic) parts.
- Inspection and individual testing for compliance with the essential requirements detailed in the document *Technical and Safety Requirements for Type A Gas Appliances* as amended from time to time and published by the Director.

- Testing in accordance with the approval requirements published in the relevant Australian Standard/Australian Gas Association Code to the standard required of a second tier compliance scheme (individual appliance approval scheme). Reference in the standards is made to Individual certification check lists contained in the appendices. This certification check list is to be used to record the results of all testing carried out on the gas appliance and the completed test report filed.
- Inspection and testing for compliance with the essential safety requirements and provision of detailed written advice to the Director on the range and outcomes of tests further conducted and must obtain the Director's endorsement for same, before issuing the approval, If the product is of a type for which an individual, specific Australian Standard does not exist.
- Affix an EnergySafety approval badge to the appliance, with the relevant information engraved on the badge, after satisfactory testing and assessment. Refer to Appendix E for an image of the approved badge for a Type A gas appliance
- Maintain a register of the certified appliances together with their certification number and make this available for auditing by EnergySafety inspectors.
- Submit a completed copy of the "certification of a Type A gas appliance" application form (Refer Appendix D) for each gas appliance certified to EnergySafety within 14 days of the appliance approval.

6.3 Type B Gas Appliance Inspectors

6.3.1 General

The role of the Type B Gas Appliance Inspector is to certify to the owner/operator of the installation and the gas supplier that any installed Type B gas appliance(s) (either new or modified) are safe to operate, comply with statutory requirements and have been properly commissioned.

In general terms, this means the Type B Gas Appliance Inspector will carry out the following:

- Examination of the engineering details contained in a technical submission prepared by the appliance supplier (or, in the case of an existing older appliance, the owner/operator) such as the gas train, burner management, safety controls etc for each Type B appliance planned for the installation, resulting in a written “approval for installation” for each appliance installation. This approval gives authority to install the appliance [refer to Regulations Schedule 6, Clause 501(2)(b)].
- On site inspection of the construction or assembly of the Type B appliance to verify that the installed appliance is the same as the one which was given “approval for installation”.
- Providing the necessary endorsement (for example, confirmation of “approval for installation”) to the gas supplier to supply gas for commissioning.
- On site witnessing of the correct operation of key aspects of the Type B appliance controls and protective devices, followed by a demonstration by the commissioning person of the operation of each appliance with gas for commissioning.
- Confirmation of statutory compliance by issuing a certificate of compliance for each Type B appliance installed.

The Type B Gas Appliance Inspector is required to document evidence of the review, inspection and process involved in assessing and then certifying the appliance for use. The following records shall be kept for a period of not less than five years for audit purposes:

- the appointment by the client, including details of the scope of the engagement;
- the technical submission from the appliance supplier for the gas appliance;
- the review and assessment procedure used (including how any non-compliances were dealt with), resulting in ‘approval for installation’;
- commissioning checks carried out by the commissioning person;
- inspector’s checklist, listing the effective operation of all the safety interlocks demonstrated;
- copies of notice(s) of completion (for installation and commissioning);
- any defects issued for rectification; and
- copies of certificates of compliance issued.

EnergySafety requires that, if the owner/operator insists that a contractor meets the costs of the Type B Gas Appliance Inspector, the inspector is to act independently of the contractor and not be subjected to or made subordinate to the contractor's contractual interests. The inspector is to perform his or her role independently, without undue influence or pressure.

6.3.2 Technical requirements

Desk top review

To provide 'approval for installation', the Type B Gas Appliance Inspector shall carry out a desktop review of the technical submission which shall contain the following necessary information to analyse the burner management system:

- valve train schematic including gas pressure settings;
- specification of components eg. AGA or SAI Global certification details, pressure ratings etc;
- purge, start gas and critical energy calculations;
- electrical schematic of the burner management system; and
- detailed description of the working of the burner management system or a logic diagram. Both should highlight the essential responses of the system, for example, lockout, shutdown, alarm.

Australian Standard *AS 3814 Industrial and commercial gas-fired appliances* is the primary code to be used as the basis for desktop review. This is mandatory, as this standard is referenced in the Gas Standards (Gasfitting and Consumer Gas Installations) Regulations 1999.

Where non-AGA or non-SAI Global certified equipment or components are proposed for use in the valve train/burner/air supply, the general requirement is that the appliance supplier must make a submission in writing to the inspector, addressing compliance with relevant codes/standards. This should include confirmation by the manufacturer and/or support from a safety case study, that the components are fit for purpose. If the inspector is satisfied with the submission, he or she may recommend the approval of the Director in accordance with Regulation 32 (3) (see the following clause "Approval of equipment that does not comply with standard").

Generally, all systems which perform safety-related functions shall be hard-wired and, to gain acceptance for programmable electronic systems (PES) on a Type B appliance, will require the applicant (the supplier of the appliance) to submit the following:

- a relevant flow chart containing a description of events to occur within the PES;
- relevant parts (only) of the PES program; and
- hard-wired electrical circuit diagram in ladder logic format clearly indicating connections to the PES.

Where a PES is used to control safety-related functions, the Type B Gas Appliance Inspector shall ensure:

- the controller is a redundant safety-related PES;
- the controller possesses a TUV safety certificate to the appropriate safety class of DIN V 19250 or some equivalent certificate; and
- only TUV approved 'firmware' (or equivalent) is to be used in the controller.

To ensure the integrity of the PES user software, the Type B Gas Appliance Inspector must make certain that the person (or company) that designed the system has quality assurance accreditation and has adhered to the principles outlined in *AS 61508 – Functional safety of electrical/electronic/programmable electronic safety related systems*.

The inspector shall ensure that he or she received certification in accordance with Appendix J of *AS 3814*.

Where applicable, the inspector shall check purge time calculations, start gas rate and energy calculations for compliance with requirements of Australian Standards *AS 3814* and *AS 1375 Industrial fuel-fired appliances*.

The start-up, time limits, operating sequence and designed interlocks should be checked for compliance with *AS 3814*.

At the conclusion of the desk top review, the Type B Gas Appliance Inspector will issue a written 'approval for installation' if satisfied that the appliance meets the technical and safety standards required by the regulations.

Approval of equipment that does not comply with standard

The Director of Energy Safety has not delegated to any independent Type B Gas Appliance Inspector the functions of "authority" as defined in Regulation 33(2) of the Gas Standards (Gasfitting and Consumer Gas) Regulations 1999. Therefore a Type B Gas Appliance Inspector may not exercise a specified 'discretion' of the authority and instead needs to deal with these issues as follows:

1. For Components of Valve Train and Gas Firing System (for example, safety shut off valves, isolation valves which are not AGA or SAI Global certified):
 - (a) The Type B Gas Appliance Inspector is to require the applicant (appliance supplier or owner/operator) to provide written evidence of the approval or certification of the gas equipment to other but equivalent standard/code, and a manufacturer's statement to confirm it is fit for the purpose.
 - (b) The inspector shall then assess the information provided. If the inspector is satisfied that the proposed equipment will function correctly and deliver a level of safe operation equivalent to that provided by the equipment specified in the code/standard, the inspector may then recommend in writing to the Director that the proposed equipment meets prescribed requirements and should be approved by him. The recommendation must be supported with clear evidence of the assessment. Allow at least two working weeks for a formal response.

2. For Protective Systems and Safety Related Functions (for example, over pressure, flame detection):
 - (a) The Type B Gas Appliance Inspector is to require the applicant (appliance supplier or owner/operator) to provide written evidence that a risk analysis has been carried out, addressing all non-compliance issues.
 - (b) The inspector shall then assess the information provided. If the inspector is satisfied that the proposed protection system will function correctly and deliver a level of safe operation equivalent⁽¹⁾ to that provided by the system specified in the standard, the inspector shall inform the Director of the proposed variation and make a submission recommending approval from the Director, supported with clear evidence of the assessment. Allow at least two working weeks for a formal response.

Note: 1. 'Equivalent' means equivalent in the opinion of the inspector.

Note: The Director in accordance with Regulation 32 may vary any requirement of a Code/Standard listed in Schedule 6 and 7 of the regulations. Any such request has to be made by the owner/operator, complete with detailed technical evidence supporting the owner's/operator's assessment that an equivalent safety outcome can be achieved by the proposed means.

On-site inspection/approval

After completion of the installation of the appliance, the Type B Gas Appliance Inspector will request a copy of the notice of completion (for installation) and carry out an on-site inspection of the installation to verify that the installation is in accordance with the submission previously approved. When satisfied, the inspector will confirm that gas can be made available for commissioning purposes.

After completion of the commissioning, the Type B Gas Appliance Inspector will receive a copy of the test results, indicating the set points and the effective operation of the appliance safety devices/interlocks etc and a copy of the notice of completion (for commissioning) from the commissioning person.

The Type B Gas Appliance Inspector will check the list against the original submission and specification, and, if satisfied, will arrange site attendance to witness demonstration of key aspects of the appliance control and protective devices by the commissioning person.

The Type B Gas Appliance Inspector will prepare a field checklist in a form similar to Appendix G of AS 3814 for use during on-site witnessing of the effective operation of the gas appliance safety regime. Other items can be added to assess the specific needs of the appliance.

At the discretion of the Type B Gas Appliance Inspector, he/she may require demonstration of all or selected critical safety interlocks.

The Type B Gas Appliance Inspector will verify by inspection or other means:

- gas pipe work is marked/coded correctly;
- vent lines are correctly located;
- ventilation is adequate;

- flue, flue discharge and explosion reliefs are correctly installed and located;
- installation of appliance is properly secured and located; and
- compliance badges for the appliance installation and appliance commissioning are properly fitted.

The Type B Gas Appliance Inspector will request any non-compliance that is identified during the inspection process to be resolved before issuing the certificate of compliance.

The Type B Gas Appliance Inspector may approve a period for an appliance to be on gas for commissioning (the period during which the appliance may be connected to the gas supply pending inspection of the appliance by a Type B Gas Appliance Inspector), as follows:

- no more than 28 days; or
- if a longer period for commissioning is required, the inspector can approve a period of 90 days, provided he/she gives written notice to the Director of the approval.
- In special cases a further extension may be sought with the approval of the Director.

At the end of the commissioning period, if the appliance is not approved, the inspector shall inform the Director (Attention: Chief Gas Inspector) and notify the gas supplier in writing.

Certification

When the Type B Gas Appliance Inspector is satisfied that the gas installation complies with prescribed requirements, after receiving notice(s) of completion (for installation and commissioning), the inspector can confirm statutory compliance by issuing a certificate of compliance for the Type B appliance installed.

The issuing of a certificate of compliance involves:

- providing the certificate in the approved form to the Director (refer Appendix C);
- providing copies of the certificate to the gas fitter who commissioned the appliance, the consumer for whom the appliance was installed and the gas supplier; and
- attaching an approved badge to the appliance in a conspicuous position. Refer to Appendix E for an image of the approved badge for a Type B gas appliance.

Note: A Type B Gas Appliance Inspector is not obliged to certify an appliance that has been given an "Approval for installation", unless it functions correctly and demonstrates compliance with prescribed requirements.

Provision for inspection other than at place of installation

Where it can be demonstrated that the necessary safety outcomes can be assured, for example where:

- appliances that are produced in quantity, to a specific design, are relatively small and merely require connection to a gas supply (similar to Type A appliances); and/or specific arrangements are in place for the installing gas fitter to install and commission to a demonstrated process or procedure; the inspection necessary under Regulation 22(A) of the Gas Standards (Gasfitting and Consumer Gas) Regulations 1999 and the necessary certification and badging may, with the approval of the Director (which must be sought), be carried out at another place (for example, at the manufacturer's premises).

This is an option to avoid unnecessary on-site inspections, with inevitable delays and costs, particularly where simple appliances (for example, small kilns or furnaces) are installed in remote areas. In this case, the original of the certificate of compliance will be forwarded to the Director and the three copies of the certificate given to the manufacturer. The manufacturer must give a copy of the certificate to the gas fitter, the consumer and the gas supplier.

Generally, a Type B Gas Appliance Inspector can carry out the certification only for an individual appliance. For 'type approval', the approval of the Director in writing must be obtained or an inspector employed by EnergySafety will need to carry out the certification.

7 Audit by EnergySafety

All individuals designated as an Inspector (Gas) are subject to regular review and audit from the Director or his or her delegate(s).

The review normally takes the form of a field and/or desktop audit by EnergySafety's inspectors.

If an inspector is found to have incorrectly and inappropriately exercised his/her functions, the Director will take one or more of the following actions:

- may issue a warning letter (including a copy to the gas supplier, if relevant);
- restrict the designation;
- suspend the designation; or
- not renew the designation.

If the installation in question is defective, as a result of an omission or error by the inspector, an inspector from EnergySafety may also issue an order to ensure remedial work is undertaken.

8 Rulings and disputes

The Director will endeavour to facilitate the resolution of disputes in relation to inspectors' services. Initial contact is to be made with the Chief Gas Inspector, EnergySafety.

Note: That any order or notice of defect may be appealed to the Director [Section 19 *Energy Coordination Act* and Part 4A, regulations 31A to 31C of the Gas Standards (Gasfitting and Consumer Gas Installations) Regulations 1999]. Appendix B contains a copy of the appropriate notice of appeal form.

The staff of the Director will provide an advisory service and provide rulings on acceptable technical standards at the planning stage of a complex installation, particularly for imported equipment. Any such queries may be referred to the Principal Engineer Gas Utilisation

Details of all gas incidents

must be reported to

EnergySafety

Tel: 1800 678 198

(All hours)

Appendix A – Inspector’s order/Notice of defect

INSPECTOR’S ORDER/NOTICE OF DEFECT

- This order is issued under Section 18 of the *Energy Coordination Act 1994*
- This order (Notice of Defects) is issued under Regulation 29 of the *Gas Standards (Gasfitting and Consumer Gas Installations) Regulations 1999*



Energy Safety WA
 This form has been approved by
 Energy Safety WA for use by all Inspecting Authorities
 Date of Issue: April 2002

Failure to comply with this order and return the notice of rectification within seven (7) days of receipt is an offence (Regulation 30)

No.

Ref.

ISSUED TO Name

GAS INSTALLATION DETAILS	
Owner/Occupier Name	
Installation Address	
Owner/Occupier Telephone No.	
Vehicle or Vessel Licence No. (if applicable)	Gas Supplier (if applicable)

GAS FITTER DETAILS	
Name	
Business Address	
Contact Telephone No.	
Registration No.	GF <input type="text"/>

TO THE OWNER/OCCUPIER FOR ACTION

- The gas appliance/installation does not comply with the *Gas Standards Act 1972* and/or its regulations and its use is prohibited until the work detailed below has been completed.
- The gas supply to the appliance/installation detailed below has been disconnected. It must not be reconnected to the gas supply until rectified to conform with the *Gas Standards Act 1972* and Regulations and any other requirements stipulated by the Inspector have been met.
- Please arrange for your gas fitter to complete the work detailed below without delay and return this order to the Inspecting Authority.

TO THE GAS FITTER FOR ACTION

- The gasfitting work as detailed above has been inspected and fails to comply with the *Gas Standards (Gasfitting and Consumer Gas Installations) Regulations 1999*.
- Within 7 days, you are required to ensure the gasfitting work complies with the *Gas Standards (Gasfitting and Consumer Gas Installations) Regulations 1999*, sign the notice of Rectification (below) to certify that the work complies and return the notice of Rectification to the Inspector.
- Submit a Notice of Completion to the Inspecting Authority for the gasfitting work that is required by this order.

REG/ITEM REF (if applicable)	WORK REQUIRED

NOTICE OF RECTIFICATION - GAS FITTER TO COMPLETE AND RETURN AS SPECIFIED ABOVE. No.

ISSUED BY (Inspecting Authority) Energy Safety WA Gas Supplier Name of supplier

Inspector's Signature Inspector's Name (BLOCK LETTERS) Inspector's Number Inspector's Telephone No. Date

Return within 7 days to:

I certify that the gasfitting work, the subject of this order, has been completed and complies with the requirements of the *Gas Standards Act 1972* and Regulations.

Signature of Gas Fitter

Full name of Gas Fitter (Please print)

Gas Fitter's Registration No. GF

Date of Signing

OFFICE USE ONLY		
ACTION	DATE	INITIALS
Inspector to Clerical Officer		
Original Notice Left/Despatched		
Date Copy Filed		
Inspector follow up visit (if applicable)		
All Action complete		

A gas fitter may appeal a Notice of Defects under Regulation 31 of the *Gas Standards (Gasfitting and Consumer Gas Installations) Regulations 1999*
NOTE: The requirement of this Order may be appealed under section 19 of the *Energy Coordination Act 1994*.

Appendix B – Notice of appeal

To Director of Energy Safety		
Notice of Appeal		
Pursuant to Regulation 31 of the <i>Gas Standards (Gasfitting and Consumer Gas Installations) Regulations 1999</i>		
Details of Appellant	Name:	
	Address:	
	Postcode:	
	Phone No. (H):	Phone No. (W):
	Facsimile No.:	Mobile No.:
	Email address:	
Details of Order/Notice being Appealed	Order/Notice made by: <input type="checkbox"/> EnergySafety WA <input type="checkbox"/> Gas supplier	
	Order/Notice No.:	
	Date of Order/Notice:	
Appeal Grounds (attach extra pages if necessary)	I appeal against the Order/Notice based upon the following grounds:	
Signature of Appellant:	Date:	

ESWA G022 1102

Appendix C – Certificate of compliance



Government of Western Australia
Department of Commerce
EnergySafety

EnergySafety
Approved Form
Issued July 2009

CERTIFICATE OF COMPLIANCE FOR AN INDIVIDUAL TYPE B GAS APPLIANCE

Certificate No.

1. DESCRIPTION OF TYPE B GAS APPLIANCE

2. APPLIANCE IDENTIFICATION (including name of manufacturer/vendor)

3. INSTALLING DETAILS

Gas Fitter's Name:	<input type="text"/>
Company Name (if applicable):	<input type="text"/>
Notice of Completion No:	<input type="text"/>

4. COMMISSIONING DETAILS

Gas Fitter's Name:	<input type="text"/>
Company Name (if applicable):	<input type="text"/>
Notice of Completion No:	<input type="text"/>

5. APPLIANCE LOCATION DETAILS

Appliance Owner's Name:	<input type="text"/>
Address of Appliance: (please include directions)	<input type="text"/>

The gas appliance described above has been inspected and is hereby certified as complying with Regulation 32 of the Gas Standards (Gasfitting and Consumer Gas Installations) Regulations 1999. A Compliance Badge (or label) has been fitted to the appliance.

Gas Inspector's Name (printed):	<input type="text"/>	Gas Inspector's No:	<input type="text"/>
Signature:	<input type="text"/>	Date:	<input type="text"/>


The issue of this Certificate of Compliance does not in any way diminish the responsibility of the gas appliance manufacturer, installer or operator for ensuring the appliance functions, and continues to function, safely and efficiently.

Note: If the appliance is approved in a workshop, three copies of the form are to be forwarded to the appliance manufacturer, for the manufacturer to distribute to the gas supplier (blue copy), consumer (yellow copy) and gas fitter (green copy).

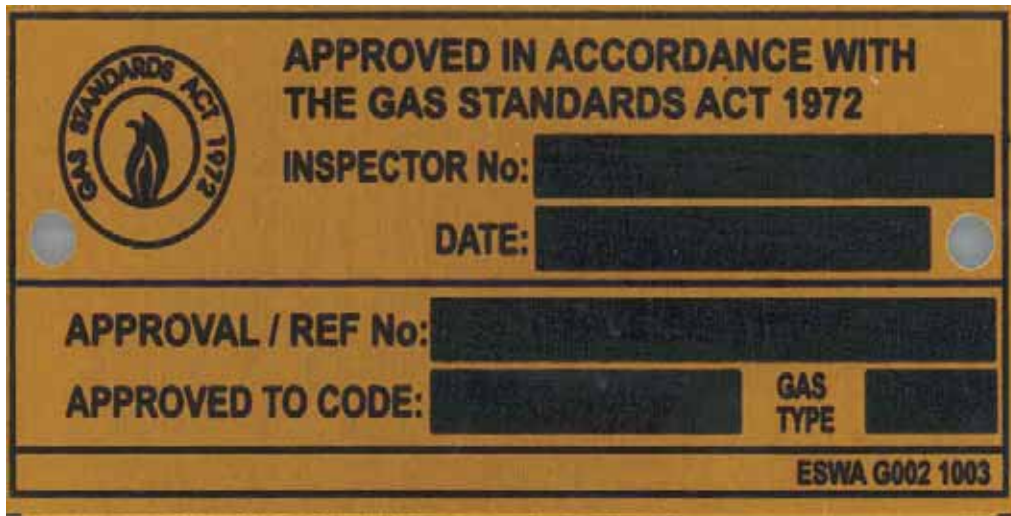
EnergySafety – White Gas Supplier – Blue Consumer – Yellow Commissioning Gas Fitter – Green Inspector – Pink

ESWA T017 0709

Appendix D – Application form for Certification of a Type A gas appliance

	Government of Western Australia Department of Commerce EnergySafety	No. of Appliances Covered by this Application.									
NEW <input type="checkbox"/> RECONDITIONED: <input type="checkbox"/>											
Certification of a Type A Gas Appliance											
Inspectors No.		Approval Number:									
Inspectors Name:		<table border="1" style="width: 100%; height: 20px;"> <tr> <td style="width: 12.5%;"></td> <td style="width: 12.5%;"></td> <td style="width: 12.5%;"></td> <td style="width: 12.5%;"></td> <td style="width: 12.5%;"></td> <td style="width: 12.5%;"></td> <td style="width: 12.5%;"></td> <td style="width: 12.5%;"></td> </tr> </table>									
Location of Approval:	WORKSHOP: <input type="checkbox"/>	OTHER: <input type="checkbox"/> Give detail:									
APPLICANT'S DETAILS											
Applicants Name:											
Business Name (If Applicable):											
Address:											
			Postcode:								
Telephone Number:		Fax Number:									
PROPOSED INSTALLATION DETAILS (if available)											
Name:		Telephone Number:									
Address:											
			Postcode:								
GAS APPLIANCE DETAILS											
Appliance Type:	<input type="checkbox"/> Domestic	<input type="checkbox"/> Commercial	Code Approved To:								
Appliance Description:			Gas Type:								
Model No.	Serial No.	Operating Pressure kPa:									
Injector Sizes:											
			Gas Consumption MJ/h:								
Appliance Documentation Submitted With Application											
Technical specifications <input type="checkbox"/>		Installation instructions <input type="checkbox"/>	Operating instructions <input type="checkbox"/>								
Safety Inspection of the Electrical Parts											
Licence No:		Name:									
Comments:											
I hereby certify that this approval certification has been carried out in accordance to the <i>Code of Practice for Inspectors (Gas) in Western Australia</i> and to the relevant code/Standard.											
Signature of Type A Gas Appliance Certification Inspector:			Date:								
PROFORMA 55.DOC											

Appendix E – Approval badges



**APPROVED IN ACCORDANCE WITH
THE GAS STANDARDS ACT 1972**

INSPECTOR No: [REDACTED]


DATE: [REDACTED]

APPROVAL / REF No: [REDACTED]

APPROVED TO CODE: [REDACTED] **GAS TYPE** [REDACTED]

ESWA G002 1003

Approval badge for a Type A (domestic or small commercial) gas appliance that is issued by a Type A Gas Appliance Inspector in WA



EnergySafety

Certified for compliance with the requirements of the *Gas Standards Act 1972* and its Regulations for Type B appliances.

INSPECTOR No: [REDACTED]

Date: [REDACTED]

Certificate of Compliance No: [REDACTED]

Appliance Description: [REDACTED]

MODIFICATIONS MUST NOT BE MADE WITHOUT APPROVAL

ESSENTIAL MAINTENANCE: This appliance and its safety equipment must be maintained in a state of proper repair. Failure to do so may render the appliance unsafe and liable to disconnection from the gas supply.

ESWA G052 0506

Approval badge for a Type B gas appliance (industrial or large commercial) that is issued by a Type B Gas Appliance Inspector in WA

Department of Commerce

EnergySafety Division

Level 1, 303 Sevenoaks Street (Cnr Grose Ave) Cannington WA 6107

Telephone: (08) 6251 1900

Facsimile: (08) 6251 1901

National Relay Service: 13 36 77

Mailing address: Locked Bag 14 Cloisters Square WA 6850

Website: www.energysafety.wa.gov.au

Email: energysafety@commerce.wa.gov.au

Energy incident notification (24 hours): 1800 678 198

Regional offices

Goldfields/Esperance (08) 9026 3250

Great Southern (08) 9842 8366

Kimberley (08) 9169 2811

Mid-West (08) 9964 5644

North-West (08) 9185 0900

South-West (08) 9722 2888

If you require the services of an interpreter, contact the Translating and Interpreting Services (TIS) on 131 450 and ask for connection to EnergySafety on 6251 1900.

This publication is available on request in other formats to assist people with special needs.