


GRAFFITI VANDALISM & PRIVATE BUSINESS

Report crime to
Police on 131 444
and suspicious
activity to **Crime
Stoppers on**
1800 333 000



GRAFFITI VANDALISM & PRIVATE BUSINESS.



SCAN THE QR CODE
for more information

A GUIDE TO ASSIST PRIVATE BUSINESS OWNERS WITH PREVENTING AND MANAGING GRAFFITI

Private businesses are often targeted by graffiti offenders, making the removal costs challenging.

This guide by the Western Australia Police Force offers simple steps to report, remove, and prevent graffiti, reducing future vandalism.

What is Graffiti Vandalism?

Graffiti vandalism involves marking a surface by drawing, writing, spraying, or scratching without the owner's permission. It is a criminal offense that impacts not just the property owner but also the community, as it is expensive to remove and can create a sense of insecurity.



WA Police Force website
Emergency
Police Assistance
Crime Stoppers

wa.gov.au/police
000 for life threatening situations
131 444 when police attendance is required
www.crimestopperswa.com.au

GRAFFITI VANDALISM & PRIVATE BUSINESS

Report crime to
Police on **131 444**
and suspicious
activity to **Crime
Stoppers** on
1800 333 000



REPORT, REMOVE, PREVENT.



Report

- Take photos of the graffiti to attach to your report.
- Report graffiti you find on:
 - your property
 - community buildings and facilities like playgrounds, bus stops and benches
 - another person's property.
- Click here to [report graffiti online](#).

Remove

- Cleaning up graffiti quickly is the best way to stop more graffiti. The person is less likely to do it again if it's only there for a short time.
- Local councils deal with graffiti in different ways. Contact your local council to find out if they will clean up the graffiti on your property.
- You can find more [information about cleaning up graffiti here](#).

Prevent

- You can help stop people doing graffiti on your property by making some small changes. For example:
 - put up fences or plant trees so it's harder for people to reach your walls
 - put in lighting and security cameras so people doing the wrong thing can be seen
 - keep your property tidy
 - clean up any graffiti as soon as possible.
- Click here for more [tips on how to stop graffiti](#).




SCAN THE QR CODE
to report Graffiti on
the Goodbye Graffiti
website.



WA Police Force website
Emergency
Police Assistance
Crime Stoppers

wa.gov.au/police
000 for life threatening situations
131 444 when police attendance is required
www.crimestopperswa.com.au

PREVENTION TIPS.

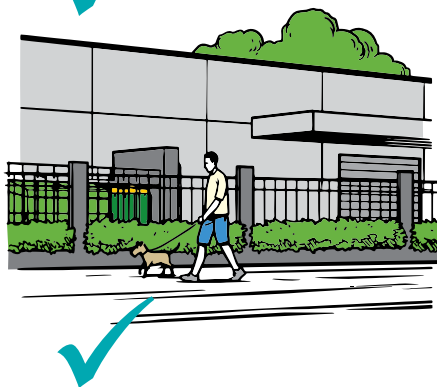

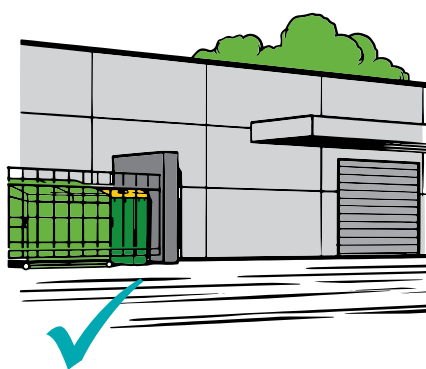


Restrict access to easy to reach areas

- Maintain and lock gates; use palisade or garrison-style fencing. Remove or secure movable objects like wheelie bins that could be used to climb fences or roofs.
- Secure movable objects like wheelie bins that could be used to climb fences or roofs.
- Use thorny plants or thick foliage as barriers to block access to walls or windows

Increase the chance an offender is seen



- Increase surveillance of your property by maintaining low vegetation and using see-through fencing instead of solid fencing, which can both attract graffiti and hide offenders.
- Solid fencing is not only a target for graffiti, but it also prevents someone possibly seeing an offender on your property.



WA Police Force website
Emergency
Police Assistance
Crime Stoppers

wa.gov.au/police
000 for life threatening situations
131 444 when police attendance is required
www.crimestopperswa.com.au

PREVENTION TIPS.

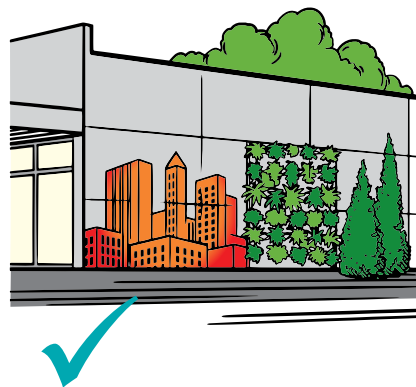


- Install high, motion-activated lighting to eliminate shadows and prevent tampering.
- Use CCTV cameras as a deterrent and for evidence. Visit www.wa.gov.au/service/security/law-enforcement/register-cam-map-wa for more information.



Maintain your property to deter graffiti and crime

- Keep your property clean and promptly remove graffiti.
- Use fencing, gates, and signage to define private areas.
- Network with nearby business owners and watch each other's property. Check with your local council for crime prevention support and report suspicious behaviour to the police at 131 444.




Reduce graffiti opportunities

- Use anti-graffiti coatings and scratch-resistant films.
- Avoid large blank areas; use textured surfaces, vertical gardens, ads, or artwork.
- Remove graffiti promptly to discourage offenders.



WA Police Force website
Emergency
Police Assistance
Crime Stoppers

www.police.wa.gov.au
000 for life threatening situations
131 444 when police attendance is required
www.crimestopperswa.com.au



Report crime to
Police on **131 444**
and suspicious
activity to **Crime
Stoppers** on
1800 333 000



SALE OF GRAFFITI IMPLEMENTS.

IT IS ILLEGAL TO SELL GRAFFITI IMPLEMENTS TO MINORS

A graffiti implement is a can of spray paint, or a pen or marker with a tip larger than 6mm that contains non-water soluble fluid capable of marking a surface.

If your business sells implements, it's important to remember it is an offence to supply these to a person under 18. The penalty for selling an implement to someone under 18 is a maximum fine of \$6,000 for a first offence, and a maximum fine of \$12,000 for a subsequent offence.

Sellers and their employees must take reasonable steps to be satisfied that the purchaser is over 18, such as sighting a driver's licence or other form of ID.

If your business uses or sells spray cans and markers, it is strongly recommended that these are stored in a locked cabinet to prevent theft and access by people under 18.

For more information, please visit wa.gov.au/goodbyegraffiti



WA Police Force website
Emergency
Police Assistance
Crime Stoppers

wa.gov.au/police
000 for life threatening situations
131 444 when police attendance is required
www.crimestopperswa.com.au