

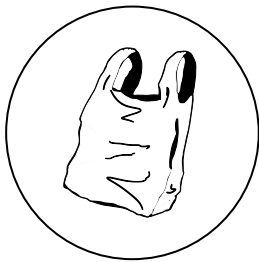

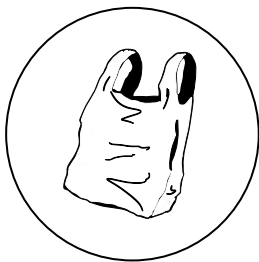


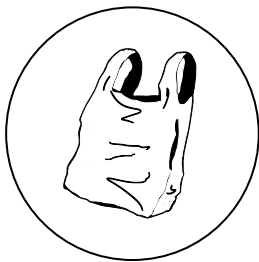

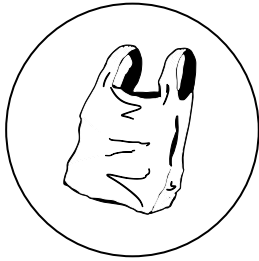


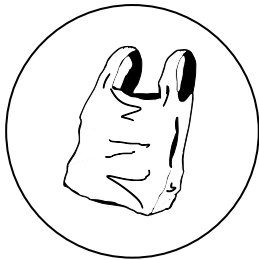

Down the Drain

Litter in our streets can cause a lot of problems when these wash down the drain and end up in our waterways. Animals can ingest or become entangled in litter and get injured or even die.

By playing Down the Drain students can see how litter travels and why making sure to **Bin It is so important.**

How to play

Print a copy of the gameboard and using a dice and counter with a different picture of litter on each, students take turns to roll the dice and move their counter. If they land on a drain, they need to move their counter down the pipe. The winner is the first person to get to the bin.



Down the Drain

Can you be the first to put your rubbish in the bin?
If you land on a stormwater drain, you must travel down the pipe.

The board game grid consists of 80 numbered squares (1-62) arranged in a 10x8 grid. The path of the game is indicated by a sequence of illustrations of stormwater drains and pipes:

- Start** (Square 1)
- Square 14
- Square 17
- Square 30
- Square 36
- Square 41
- Square 43
- Square 54
- Square 57
- Square 62